CORTIZO

Sistemas de barandilla
Balustrading systems

› VIEW CRYSTAL
› VIEW CRYSTAL PLUS

SISTEMAS DE ALUMINIO Y PVC PARA LA ARQUITECTURA
ARCHITECTURAL ALUMINIUM AND PVC SYSTEMS

VIEW CRYSTAL

ESTÉTICA
SEGURIDAD
CALIDAD

La respuesta técnica
a las necesidades estéticas.



› BARANDILLA
VIEW CRYSTAL
VIEW CRYSTAL PLUS

› VIEW CRYSTAL
VIEW CRYSTAL PLUS
BALUSTRADE

CERRAMIENTOS CONTEMPORÁNEOS
CONTEMPORARY ENCLOSURES



› BARANDILLA
VIEW CRYSTAL
VIEW CRYSTAL PLUS

› VIEW CRYSTAL
VIEW CRYSTAL PLUS
BALUSTRADE

CERRAMIENTOS CONTEMPORÁNEOS
CONTEMPORARY ENCLOSURES

› BARANDILLA
VIEW CRYSTAL
VIEW CRYSTAL PLUS

› VIEW CRYSTAL
VIEW CRYSTAL PLUS
BALUSTRADE

› BARANDILLA VIEW CRYSTAL
› BARANDILLA VIEW CRYSTAL PLUS

› VIEW CRYSTAL BALUSTRADE
› VIEW CRYSTAL PLUS BALUSTRADE

Información general y posibilidades de apertura
General information and opening possibilities

1. Relación de perfiles
   Profile list
2. Perfiles a escala
   Profiles to scale
3. Relación de accesorios
   Accessories list
4. Accesorios
   Accessories
5. Nudos constructivos
   Constructive sections
6. Acristalamiento
   Glazing
7. Secciones de despiece
   Cutting piece sections
8. Detalles de fabricación
   Fabrication details
9. Mecanizados
   Machining
10. Recomendaciones de mantenimiento
    Maintenance recommendations

CENTROS DE PRODUCCIÓN CORTIZO / CORTIZO PRODUTION CENTRES

BUREAU VERITAS
Certification

Certificación
Certification

Bureau Veritas Certification

certifica que las actividades realizadas por:
certify that the activities carry out by:

ALUMINIOS CORTIZO S.A

P.I. PICUSA LA MATANZA S/N, 15900, PADRÓN, LA CORUÑA
CARRETERA PADRON-NOIA KM 2, 15901, PADRÓN, LA CORUÑA

indicadas a continuación, están cubiertas por la certificación concedida a la organización GRUPO CORTIZO conforme a los requisitos de la norma:
referenced below, are covered by the certification awarded to the organization GRUPO CORTIZO in accordance with the requirements of standard:

NORMA / *STANDARD*

ISO 9001:2008

Alcance específico de certificación:
Specific scope of certification

EXTRUSIÓN, VENTA Y DISTRIBUCIÓN DE ALUMINIO INDUSTRIAL.

EXTRUSION, SALE AND DISTRIBUTION OF INDUSTRIAL ALUMINUM.

Número del certificado: *Certificate Number*	ES064112-A-1	Directora de Certificación: *Certification Manager:*
Aprobación original: *Original approval date:*	13/06/2009	
Certificado en vigor: *Effective date:*	13/06/2015	
Caducidad del certificado: *Certificate expiration date:*	12/06/2018	

La existencia y validez del presente certificado están supeditadas a las del certificado principal nº ES064112-1
The existence and validity of this certificate depend of those indicated in the main certificate nº ES064112-1

Entidad de Certificación / Certification Body: Bureau Veritas Iberia S.L.
C/ Valgorfito Primera 22-24, Edificio Cedro, Pc. Ind. La Granja, 28108 Alcobendas – Madrid, Spain

ENAC
CERTIFICACIÓN
Nº 04/C-SC004

BUREAU VERITAS
Certification

Certificación
Certification

Concedida a / Awarded to

ALUMINIOS CORTIZO SA

LUGAR EXTRAMUNDI S/N, 15901, PADRÓN, A CORUÑA

VER ANEXO / See Annex

Bureau Veritas Certification certifica que el Sistema de Gestión ha sido auditado y encontrado conforme con los requisitos de la norma:
Bureau Veritas certify that the Management System has been audited and found to be in accordance with the requirements of standard:

NORMA / STANDARD

OHSAS 18001:2007

El Sistema de Gestión se aplica a:
Scope of certification:

PRIMERA TRANSFORMACIÓN Y TRATAMIENTO DE ALUMINIO Y PVC.
COMERCIALIZACIÓN Y DISTRIBUCIÓN.

FIRST TREATMENT AND PROCESSING OF ALUMINUM AND PVC.
MARKETING AND DISTRIBUTION OF ALUMINUM AND PVC.

Número del Certificado *Certificate Number*	ES064187-1	Directora de Certificación / Certification Manager
Aprobación original: *Original approval date:*	11/06/2015	
Certificado en vigor: *Effective date:*	11/06/2015	
Caducidad del certificado: *Certificate expiration date:*	10/06/2018	

Este certificado está sujeto a los términos y condiciones generales y particulares de los servicios de certificación
This certificate is valid, subject to the general and specific terms and conditions of certification services

Entidad de Certificación / Certification Body: Bureau Veritas Iberia S.L.
C/ Valgorfito Primera 22-24, Edificio Cedro, Pc. Ind. La granja, 28108 Alcobendas – Madrid, Spain

ENAC
CERTIFICACIÓN
Nº 04/C-SC029

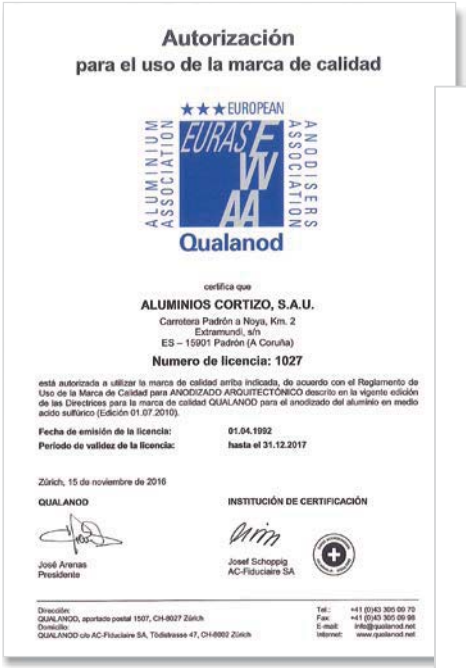

Autorización
para el uso de la marca de calidad

★★★ EUROPEAN ALUMINIUM ASSOCIATION EURASEE VV AA ANODISERS ASSOCIATION
Qualanod

certifica que

ALUMINIOS CORTIZO, S.A.U.
Carretera Padrón a Noya, Km. 2
Extramundi, s/n
ES – 15901 Padrón (A Coruña)

Numero de licencia: 1027

está autorizada a utilizar la marca de calidad arriba indicada, de acuerdo con el Reglamento de Uso de la Marca de Calidad para ANODIZADO ARQUITECTÓNICO descrito en la vigente edición de las Directrices para la marca de calidad QUALANOD para el anodizado del aluminio en medio ácido sulfúrico (Edición 01.07.2010).

Fecha de emisión de la licencia: **01.04.1992**
Período de validez de la licencia: **hasta el 31.12.2017**

Zürich, 15 de noviembre de 2016

QUALANOD

José Arenas
Presidente

INSTITUCIÓN DE CERTIFICACIÓN

Josef Schoppig
AC-Fiduciaire SA

Dirección:
QUALANOD, apartado postal 1507, CH-8027 Zürich
Domicilio:
QUALANOD c/o AC-Fiduciaire SA, Tödistrasse 47, CH-8002 Zürich

Tel.: +41 (0)43 305 00 70
Fax: +41 (0)43 305 09 98
E-mail: info@qualanod.net
Internet: www.qualanod.net



Autorización

para el uso de la marca de calidad

QUALICOAT SEASIDE

certifica que

ALUMINIOS CORTIZO, S.A.
Ctra. de Padrón a Noya, Km 2
Extramundi s/n
ES – 15901 Padrón (A Coruña)

Numero de licencia: 402

está de acuerdo con los requerimientos de la clase SEASIDE y está autorizada a utilizar la marca de calidad arriba indicada de acuerdo a las ESPECIFICACIONES PARA EL USO DE LA MARCA DE CALIDAD QUALICOAT PARA EL PINTADO, LACADO Y RECUBRIMIENTOS EN POLVO DEL ALUMINO PARA ARQUITECTURA.

Fecha de emisión de la licencia: **27.06.1988**
Período de validez de la licencia: **hasta el 31.12.2017**

Zürich, 15 de noviembre de 2016

QUALICOAT

Mohammed C. Panam
Presidente

INSTITUCIÓN DE CERTIFICACIÓN

Josef Schoppig
AC-Fiduciaire SA

Dirección:
QUALICOAT, apartado postal 1507, CH-8027 Zürich
Domicilio:
QUALICOAT c/o AC-Fiduciaire SA, Tödistrasse 47, CH-8002 Zürich

Tel.: +41 (0)43 305 09 70/79
Fax: +41 (0)43 305 09 98
E-mail: info@qualicoat.net
Internet: www.qualicoat.net

CERTIFICADO DE LICENCIA
AUTORIZACIÓN PARA EL USO DE LA MARCA DE CALIDAD

QUALIDECO
DECORADOR

Certifica que

ALUMINIOS CORTIZO, S.A.

Crtra. de Padrón a Noya, Km. 2 - Extramundi s/n
ES-15900 Padrón (A Coruña)

Número de Licencia: ES-0014F

Esta autorizado para el uso de la marca de calidad arriba indicada con las decoraciones producidas por los suministradores certificados por QUALIDECO y/o con las decoraciones ensayadas satisfactoriamente de acuerdo con las Especificaciones QUALIDECO (www.qualideco.eu).

Fecha de emisión de la licencia: **20.05.2010**
Período de validez de la licencia: **hasta el 31.12.2017**

Zürich, 7 de diciembre de 2016

QUALICOAT

Mohammed C. Panam
Presidente

Josef Schoppig
Secretario General

Juan A. Bernabé
Comité QUALIDECO

QUALIDECO c/o QUALICOAT, P.O. Box 1507, CH-8027 Zurich - Domicilio: Tödistrasse 47, 8002 Zurich (Switzerland)
Tel +41 43 305 00 70/79 - Fax +41 43 305 00 98 - E-Mail: info@qualideco.eu - Internet: www.qualideco.eu

Muestra ensayada por **ALUMINIOS CORTIZO S.A.U.**
Sample tested by **ALUMINIOS CORTIZO S.A.U.**

CORTIZO
CENTRO TECNOLÓGICO
TECHNOLOGICAL CENTRE

Posibilidades / Possibilities

Montaje sobre forjado / Assembly slab over

Montaje a canto de forjado / Assembly slab edge

Vidrio / Glass

Este sistema de barandilla permite 12 posibilidades de acristalamiento: doble vidrio de 10, 8 o 6 unido por hasta 4 butirales de polivinilo de 0,38 mm. Se recomienda el uso de vidrio templado.

This balustrade system allows 12 possibilities of glazing: doublé glass of 10, 8 or 6 joined by up to 4 polyvinyl butyrals of 0.38 mm. Tempered glass is recommended.

Altura máxima / Maximum height

1.100 mm

La altura máxima de la barandilla depende del vidrio utilizado y en ningún caso de excederá la altura indicada:

The maximum height of the balustrade depends on the glass used and in no case shall exceed the indicated height:

COMPOSICIÓN COMPOSITION				TIPO TYPE
10 - 1,52 - 10	10 - 1,14 - 10	10 - 0,76 - 10	10 - 0,38 - 10	LAMINADO LAMINATED
8 - 1,52 - 8	8 - 1,14 - 8	8 - 0,76 - 8	8 - 0,38 - 8	
6 - 1,52 - 6	6 - 1,14 - 6	6 - 0,76 - 6	6 - 0,38 - 6	

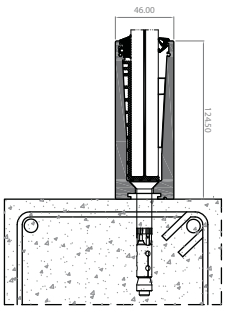

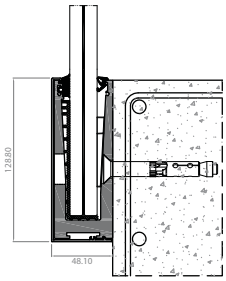

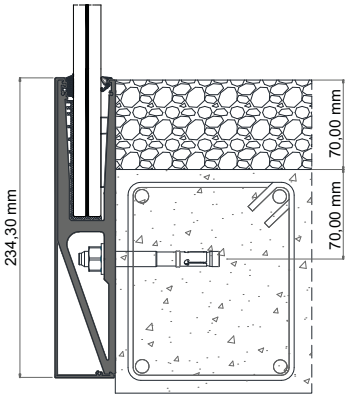

Ensayos según normas UNE 85237:1991, UNE 85.238:1991 y UNE 85240:1990, requisitos establecidos en CTE (DB SU-1 y DB SE-AE) y requisitos establecidos Eurocódigo 1 según EN 1991-1-1:2003 /AC:2010 para categorías de uso de hasta 1kN/m.

1 - Ensayo estático horizontal hacia el exterior.
2 - Ensayo estático horizontal hacia el interior.
3 - Ensayo dinámico con cuerpo blando.
4 - Ensayo dinámico con cuerpo duro.
5 - Verificación del apartado 3.2 del DB-SE-AE del CTE.
6 - Verificación de las especificaciones del Eurocódigo 1 según tabla 6.12.

CLASIFICACIÓN SEGÚN UNE 85240:1990:
Clase A - EXCELENTE

Ensayo de referencia barandilla de aluminio extrusionado y vidrio, anclado al canto de forjado de dimensiones totales sobre el nivel del suelo 1100 mm (H) x 1500 mm (L).

Ensayo de referencia barandilla de aluminio extrusionado y vidrio, anclado sobre forjado de dimensiones totales sobre el nivel del suelo 1100 mm (H) x 1500 mm (L).

Tests according to UNE 85237:1991, UNE 85.238:1991 and UNE 85240:1990 norms, requirements established in Eurocode 1 according to EN 1991-1-1:2003 / AC: 2010 for categories of use of up to 1kN/m.

1 – Static horizontal test towards the exterior.
2 – Static horizontal test towards the interior.
3 – Dynamic test with mild object.
4 – Dynamic test with hard object.
5 – Verification of the specifications of the Eurocode according to the table 6.12.

CLASSIFICATION ACCORDING TO UNE 85240:1990:
Class A - EXCELLENT

Reference test on the balustrading with extruded aluminum and glass, anchored to slab edge at total height 1100 mm (H) x 1500 mm (L).

Reference test on the balustrading with extruded aluminum and glass, anchored slab over at total height 1100 mm (H) x 1500 mm (L).

Acabados / Finishes

Lacado colores (RAL, moteados y rugosos)
Colour powder coating (RAL, speckled & textured)
Lacado imitación madera
Wood effect powder coating
Lacado antibacteriano
Anti-bacterial powder coating
Anodizado
Anodized

Diego Piñeiro Janeiro
Director de I+D+i / R&D Manager

Este documento no es válido sin los correspondientes informes de ensayo. Estos resultados sólo se refieren a las muestras ensayadas por ALUMINIOS CORTIZO S.A.U. en sus instalaciones de Padrón (A Coruña - España) y no indican una característica de constancia en la calidad de la producción.
This document is not valid without the corresponding test reports. These reports only refer to the samples tested by ALUMINIOS CORTIZO S.A.U. in their installations in Padrón (A Coruña - Spain) and do not indicate a constant characteristic in production quality.

LGAI Technological Center, S.A.
Campus UAB - Ronda de la Font del Carme, s/n
Apartado de Correos 18
E - 08193 Bellaterra (Barcelona)
T +34 93 567 20 00
F +34 93 567 20 01
www.applus.com

CERTIFICADO DE ENSAYOS SIMPLIFICADO

Nr. 14/9571-2307 (M1) S

Bellaterra, a 06 de octubre de 2015

ALUMINIOS CORTIZO, S.A.
CIF: A15077761
C/ Extramundi, s/n
15901 – Padron (A CORUÑA)

BARANDILLA DE VIDRIO sobre forjado " VIEW CRYSTAL "

La barandilla ensayada CUMPLE CON LAS ESPECIFICACIONES del CTE (DB SU-1 y DB SE-AE) para los siguientes usos
(según lo indicado en el apartado 3.2 y tabla 3.3 del DB-SE-AE DEL CTE):

- *A: Zonas residenciales*
- *B: Zonas administrativas,*
- *C1: Zonas con mesas y sillas, de acceso al público*
- *C2: Zonas con asientos fijos, de acceso al público*
- *D: Zonas comerciales*
- *G: cubiertas accesibles únicamente para conservación*

La barandilla ensayada CUMPLE CON LAS ESPECIFICACIONES del Eurocódigo 1, acciones en estructuras (UNE-EN 1991-1-1:2003/AC:201) indicadas en la tabla 6.12, para las categorías de uso donde se exige una resistencia ≤1,0 kN/m:

- *A: Zonas de actividades domésticas y residenciales*
- *B: Zonas de oficinas*
- *C1 : Zonas con mesas, etc., donde pueda congregarse la gente*
- *C2: Zonas con asientos fijos, donde pueda congregarse la gente*
- *C3: Zonas sin obstáculos para el movimiento de personas, donde pueda congregarse la gente*
- *C4: Zonas con posibles actividades físicas, donde pueda congregarse la gente*
- *E: Uso industrial*

La barandilla ensayada CUMPLE CON LAS ESPECIFICACIONES de la norma UNE 85-238-91, para los siguientes ensayos :

- *Ensayo estático horizontal hacia el exterior:*
  - *para lugares privados de zona de estacionamiento de longitud <3,25m*
  - *para lugares públicos*
- *Ensayo estático horizontal hacia el interior*
- *Ensayo dinámico con cuerpo blando*
- *Ensayo dinámico con cuerpo duro*

Firmado digitalmente por JUAN MARTINEZ EGEA
Responsable de Materiales de Construcción
LGAI Technological Center S.A.

Firmado digitalmente por Manuel Luque Gama
Técnico Responsable
LGAI Technological Center S.A.

Los resultados completos figuran en el informe de ensayo original a disposición del cliente con nº de expediente 14/9571-2307 (M1).
Los resultados que se indican se refieren, exclusivamente, a la muestra, producto o material recibido en el laboratorio y ensayados en las condiciones indicadas en las normas o procedimientos citados en este documento.
Applus+, garantiza que este trabajo se ha realizado dentro de lo exigido por nuestro Sistema de Calidad y Sostenibilidad, habiéndose cumplido las condiciones contractuales y la normativa legal.
En el marco de nuestro Programa de mejora les agradecemos nos transmitan cualquier comentario que consideren oportuno, dirigiéndose al responsable que firma este escrito, o bien, al Director de Calidad de Applus+, en la dirección: satisfaccion.cliente@appluscorp.com

LGAI Technological Center, S.A.
Campus UAB - Ronda de la Font del Carme, s/n
Apartado de Correos 18
E - 08193 Bellaterra (Barcelona)
T +34 93 567 20 00
F +34 93 567 20 01
www.applus.com

STREAMLINED TESTING CERTIFICATE

Nr. 14/9571-2307 (M1) S

Bellaterra, october 06, 2015

ALUMINIOS CORTIZO, S.A.
Tax Identification Code: A15077761
C/ Extramundi, s/n
15901 – Padron (A CORUÑA)

"VIEW CRYSTAL" GLASS HANDRAIL for Slab Over

The tested handrail MEETS THE CLIENT'S SPECIFICATIONS CTE (DB SU-1 y DB SE-AE) for the uses listed below:
(As stated in paragraph 3.2 and table 3.3 of the Client's DB-SE-AE DEL CTE)

- *A: Residential areas*
- *B: Administrative areas*
- *C1: Public access areas with tables and chairs*
- *C2: Public access areas fitted with stationary seating*
- *D: Commercial areas*
- *G: Decks accessible only for preservation*

The tested handrail MEETS THE SPECIFICATIONS contained in Eurocode 1, Actions on Structures (UNE-EN 1991-1-1:2003/AC:2011) listed in table 6.12, for categories of use for which a resistance of ≤1,0 kN/m is required:

- *A: Areas devoted to household and residential activities*
- *B: Office areas*
- *C1 : Areas fitted with tables, etc., where people can gather*
- *C2: Areas fitted with stationary seating where people can gather*
- *C3: Obstacle-free areas to allow for people to circulate and gather*
- *C4: Areas with possible physical activities where people can gather*
- *E: Industrial use*

The tested handrail MEETS THE SPECIFICATIONS contained in Standard UNE 85-238-91 for the following tests:

- *Horizontal static test, outwards:*
  - *for parking areas in private locations measuring <3,25m in length*
  - *for public areas*
- *Horizontal static test, inwards*
- *Dynamic testing conducted with soft body*
- *Dynamic testing conducted with hard body*

Firmado digitalmente por JUAN MARTINEZ EGEA
Manager for Construction Materials
LGAI Technological Center S.A.

Firmado digitalmente por Manuel Luque Gama
Managing Technician
LGAI Technological Center S.A.

The complete results are included in the original test report that has been made available to the client with Report Nº 14/9571-2307 (M1).
The results refer exclusively to the sample, product or materials delivered to the laboratory and tested under the conditions stated in in the Standards or procedures stated in this test report.
Applus+ guarantees that this task has been carried out in compliance with the requirements of our Quality and Sustainability System, and furthermore, that the contractual terms and legal regulations have been complied with.
In the framework of our improvement programme, we would appreciate any comments you may deem appropriate. These should be addressed to the manager who signs this document, or to the Quality Director of Applus+ at the following address: satisfaccion.cliente@appluscorp.com

LGAI Technological Center, S.A.
Campus UAB - Ronda de la Font del Carme, s/n
Apartado de Correos 18
E - 08193 Bellaterra (Barcelona)
T +34 93 567 20 00
F +34 93 567 20 01
www.applus.com

CERTIFICADO DE ENSAYOS SIMPLIFICADO

Nr. 14/9571-2306 (M1) S

Bellaterra, a 06 de octubre de 2015

ALUMINIOS CORTIZO, S.A.
CIF: A15077761
C/ Extramundi, s/n
15901 – Padron (A CORUÑA)

BARANDILLA DE VIDRIO para canto de forjado " VIEW CRYSTAL "

La barandilla ensayada CUMPLE CON LAS ESPECIFICACIONES del CTE (DB SU-1 y DB SE-AE) para los siguientes usos
(según lo indicado en el apartado 3.2 y tabla 3.3 del DB-SE-AE DEL CTE):

- *A: Zonas residenciales*
- *B: Zonas administrativas,*
- *C1: Zonas con mesas y sillas, de acceso al público*
- *C2: Zonas con asientos fijos, de acceso al público*
- *D: Zonas comerciales*
- *G: cubiertas accesibles únicamente para conservación*

La barandilla ensayada CUMPLE CON LAS ESPECIFICACIONES del Eurocódigo 1, acciones en estructuras (UNE-EN 1991-1-1:2003/AC:201) indicadas en la tabla 6.12, para las categorías de uso donde se exige una resistencia ≤1,0 kN/m:

- *A: Zonas de actividades domésticas y residenciales*
- *B: Zonas de oficinas*
- *C1 : Zonas con mesas, etc., donde pueda congregarse la gente*
- *C2: Zonas con asientos fijos, donde pueda congregarse la gente*
- *C3: Zonas sin obstáculos para el movimiento de personas, donde pueda congregarse la gente*
- *C4: Zonas con posibles actividades físicas, donde pueda congregarse la gente*
- *E: Uso industrial*

La barandilla ensayada CUMPLE CON LAS ESPECIFICACIONES de la norma UNE 85-238-91, para los siguientes ensayos :

- *Ensayo estático horizontal hacia el exterior:*
  - *para lugares privados de zona de estacionamiento de longitud <3,25m*
  - *para lugares públicos*
- *Ensayo estático horizontal hacia el interior*
- *Ensayo dinámico con cuerpo blando*
- *Ensayo dinámico con cuerpo duro*

Firmado digitalmente por JUAN MARTINEZ EGEA
Responsable de Materiales de Construcción
LGAI Technological Center S.A.

Firmado digitalmente por Manuel Luque Gama
Técnico Responsable
LGAI Technological Center S.A.

Los resultados completos figuran en el informe de ensayo original a disposición del cliente con nº de expediente 14/9571-2306 (M1).
Los resultados que se indican se refieren, exclusivamente, a la muestra, producto o material recibido en el laboratorio y ensayados en las condiciones indicadas en las normas o procedimientos citados en este documento.
Applus+, garantiza que este trabajo se ha realizado dentro de lo exigido por nuestro Sistema de Calidad y Sostenibilidad, habiéndose cumplido las condiciones contractuales y la normativa legal.
En el marco de nuestro programa de mejora les agradecemos nos transmitan cualquier comentario que consideren oportuno, dirigiéndose al responsable que firma este escrito, o bien, al Director de Calidad de Applus+, en la dirección: satisfaccion.cliente@appluscorp.com

LGAI Technological Center, S.A.
Campus UAB - Ronda de la Font del Carme, s/n
Apartado de Correos 18
E - 08193 Bellaterra (Barcelona)
T +34 93 567 20 00
F +34 93 567 20 01
www.applus.com

STREAMLINED TESTING CERTIFICATE

Nr. 14/9571-2306 (M1) S

Bellaterra, october 06, 2015

ALUMINIOS CORTIZO, S.A.
Tax Identification Code: A15077761
C/ Extramundi, s/n
15901 – Padron (A CORUÑA)

"VIEW CRYSTAL" GLASS HANDRAIL for Slab Edge

The tested handrail MEETS THE CLIENT'S SPECIFICATIONS CTE (DB SU-1 y DB SE-AE) for the uses listed below:
(As stated in paragraph 3.2 and table 3.3 of the Client's DB-SE-AE DEL CTE)

- *A: Residential areas*
- *B: Administrative areas*
- *C1: Public access areas with tables and chairs*
- *C2: Public access areas fitted with stationary seating*
- *D: Commercial areas*
- *G: Decks accessible only for preservation*

The tested handrail MEETS THE SPECIFICATIONS contained in Eurocode 1, Actions on Structures (UNE-EN 1991-1-1:2003/AC:2011) listed in table 6.12, for categories of use for which a resistance of ≤1,0 kN/m is required:

- *A: Areas devoted to household and residential activities*
- *B: Office areas*
- *C1 : Areas fitted with tables, etc., where people can gather*
- *C2: Areas fitted with stationary seating where people can gather*
- *C3: Obstacle-free areas to allow for people to circulate and gather*
- *C4: Areas with possible physical activities where people can gather*
- *E: Industrial use*

The tested handrail MEETS THE SPECIFICATIONS contained in Standard UNE 85-238-91 for the following tests:

- *Horizontal static test, outwards:*
  - *for parking areas in private locations measuring <3,25m in length*
  - *for public areas*
- *Horizontal static test, inwards*
- *Dynamic testing conducted with soft body*
- *Dynamic testing conducted with hard body*

Firmado digitalmente por JUAN MARTINEZ EGEA
Manager for Construction Materials
LGAI Technological Center S.A.

Firmado digitalmente por Manuel Luque Gama
Managing Technician
LGAI Technological Center S.A.

The complete results are included in the original test report that has been made available to the client with Report Nº 14/9571-2306 (M1).
The results refer exclusively to the sample, product or materials delivered to the laboratory and tested under the conditions stated in in the Standards or procedures stated in this test report.
Applus+ guarantees that this task has been carried out in compliance with the requirements of our Quality and Sustainability System, and furthermore, that the contractual terms and legal regulations have been complied with.
In the framework of our improvement programme, we would appreciate any comments you may deem appropriate. These should be addressed to the manager who signs this document, or to the Quality Director of Applus+ at the following address: satisfaccion.cliente@appluscorp.com

Muestra ensayada por **ALUMINIOS CORTIZO S.A.U.**
Sample tested by **ALUMINIOS CORTIZO S.A.U.**

CORTIZO
CENTRO TECNOLÓGICO
TECHNOLOGICAL CENTRE

Posibilidades / Possibilities

Montaje sobre forjado / Assembly slab over

Montaje sobre forjado enrasado / Assembly slab over flush

Montaje a canto de forjado / Assembly slab edge

Vidrio / Glass

Este sistema de barandilla permite 12 posibilidades de acristalamiento: doble vidrio de 10, 8 o 6 unido por hasta 4 butirales de polivinilo de 0,38 mm. Se recomienda el uso de vidrio templado.

This balustrade system allows 12 possibilities of glazing: double glass of 10, 8 or 6 joined by up to 4 polyvinyl butyrals of 0.38 mm. Tempered glass is recommended.

Altura máxima / Maximum height

1.100 mm

La altura máxima de la barandilla depende del vidrio utilizado y en ningún caso de excederá la altura indicada:

The maximum height of the balustrade depends on the glass used and in no case shall exceed the indicated height:

COMPOSICIÓN COMPOSITION				TIPO TYPE
10 - 1,52 - 10	10 - 1,14 - 10	10 - 0,76 - 10	10 - 0,38 - 10	LAMINADO LAMINATED
8 - 1,52 - 8	8 - 1,14 - 8	8 - 0,76 - 8	8 - 0,38 - 8	
6 - 1,52 - 6	6 - 1,14 - 6	6 - 0,76 - 6	6 - 0,38 - 6	

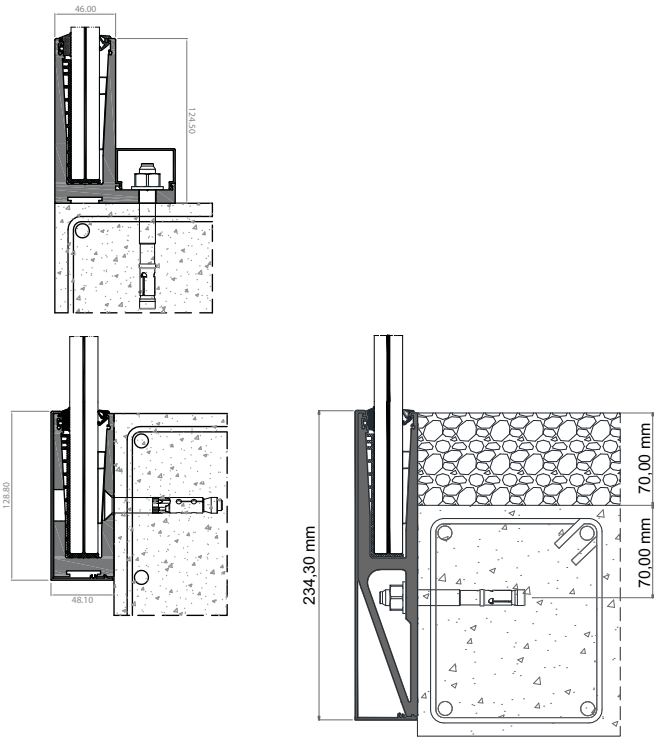

Ensayos según normas UNE 85237:1991, UNE 85.238:1991 y UNE 85240:1990, requisitos establecidos en CTE (DB SU-1 y DB SE-AE) y requisitos establecidos Eurocódigo 1 según EN 1991-1-1:2003 /AC:2010 para categorías de uso de hasta 3 kN/m.

1 - Ensayo estático horizontal hacia el exterior.

2 - Ensayo estático horizontal hacia el interior.

3 - Ensayo dinámico con cuerpo blando.

4 - Ensayo dinámico con cuerpo duro.

5 - Verificación del apartado 3.2 del DB-SE-AE del CTE.

6 - Verificación de las especificaciones del Eurocódigo 1 según tabla 6.12.

CLASIFICACIÓN SEGÚN UNE 85240:1990:
Clase A - EXCELENTE

Ensayo de referencia barandilla de aluminio extrusionado y vidrio, anclado al canto de forjado de dimensiones totales sobre el nivel del suelo 1100 mm (H) x 1500 mm (L).

Ensayo de referencia barandilla de aluminio extrusionado y vidrio, anclado sobre forjado de dimensiones totales sobre el nivel del suelo 1100 mm (H) x 1500 mm (L).

Tests according to UNE 85237:1991, UNE 85.238:1991 and UNE 85240:1990 norms, requirements established in Eurocode 1 according to EN 1991-1-1:2003 / AC: 2010 for categories of use of up to 3kN/m.

1 – Static horizontal test towards the exterior.

2 – Static horizontal test towards the interior.

3 – Dynamic test with mild object.

4 – Dynamic test with hard object.

5 – Verification of the specifications of the Eurocode according to the table 6.12.

CLASSIFICATION ACCORDING TO UNE 85240:1990:
Class A - EXCELLENT

Reference test on the balustrading with extruded aluminum and glass, anchored to slab edge at total height 1100 mm (H) x 1500 mm (L).

Reference test on the balustrading with extruded aluminum and glass, anchored slab over at total height 1100 mm (H) x 1500 mm (L).

Acabados / Finishes

Lacado colores (RAL, moteados y rugosos)
Colour powder coating (RAL, speckled & textured)
Lacado imitación madera
Wood effect powder coating
Lacado antibacteriano
Anti-bacterial powder coating
Anodizado
Anodized

Diego Piñeiro Janeiro
Director de I+D+i / R&D Manager

Este documento no es válido sin los correspondientes informes de ensayo. Estos resultados sólo se refieren a las muestras ensayadas por ALUMINIOS CORTIZO S.A.U. en sus instalaciones de Padrón (A Coruña - España) y no indican una característica de constancia en la calidad de la producción.
This document is not valid without the corresponding test reports. These reports only refer to the samples tested by ALUMINIOS CORTIZO S.A.U. in their installations in Padrón (A Coruña - Spain) and do not indicate a constant characteristic in production quality.

E - 08193 Bellaterra (Barcelona)
T +34 93 567 20 00
F +34 93 567 20 01
www.applus.com

CERTIFICADO DE ENSAYOS SIMPLIFICADO

Nr. 15/10221-760 (M1) S

Bellaterra, a 06 de octubre de 2015

ALUMINIOS CORTIZO, S.A.
CIF: A15077761
C/ Extramundi, s/n
15901 – Padron (A CORUÑA)

BARANDILLA DE VIDRIO sobre forjado " VIEW CRYSTAL PLUS "

La barandilla ensayada CUMPLE CON LAS ESPECIFICACIONES del CTE (DB SU-1 y DB SE-AE) para los siguientes usos
(según lo indicado en el apartado 3.2 y tabla 3.3 del DB-SE-AE DEL CTE):

- *A: Zonas residenciales*
- *B: Zonas administrativas*
- *C: Zonas de acceso al público (con excepción de las pertenecientes a A,B y D)*
- *D: Zonas comerciales*
- *E: Zonas de tráfico y de aparcamiento para vehículos ligeros (<30kN)*
- *F: Cubiertas transitables accesibles sólo privadamente*
- *G: Cubiertas accesibles únicamente para conservación*

La barandilla ensayada CUMPLE CON LAS ESPECIFICACIONES del Eurocódigo 1, acciones en estructuras (UNE-EN 1991-1-1:2003/AC:201) indicadas en la tabla 6.12, para las categorías de uso donde se exige una resistencia ≤3,0 kN/m:

- *A: Zonas de actividades domésticas y residenciales*
- *B: Zonas de oficinas*
- *C : Zonas donde pueda congregarse la gente (con excepción de las zonas definidas bajo las categorías A, B y D)*
- *D: Zonas comerciales*
- *E: Zonas susceptibles de ser empleadas para la acumulación de mercancías, incluidas las zonas de acceso. Zonas industriales.*

La barandilla ensayada CUMPLE CON LAS ESPECIFICACIONES de la norma UNE 85-238-91, para los siguientes ensayos :

- *Ensayo estático horizontal hacia el exterior:*
  - *para lugares privados de zona de estacionamiento de longitud <3,25m*
  - *para lugares públicos*
- *Ensayo estático horizontal hacia el interior*
- *Ensayo dinámico con cuerpo blando*
- *Ensayo dinámico con cuerpo duro*

Firmado digitalmente por JUAN MARTINEZ EGEA
Responsable de Materiales de Construcción
LGAI Technological Center S.A.

Firmado digitalmente por Manuel Luque Gama
Técnico Responsable
LGAI Technological Center S.A.

Los resultados completos figuran en el informe de ensayo original a disposición del cliente con nº de expediente 15/10221-760 (M1).
Los resultados que se indican se refieren, exclusivamente, a la muestra, producto o material recibido en el laboratorio y ensayados en las condiciones indicadas en las normas o procedimientos citados en este documento.
Applus+, garantiza que este trabajo se ha realizado dentro de lo exigido por nuestro Sistema de Calidad y Sostenibilidad, habiéndose cumplido las condiciones contractuales y la normativa legal.
En el marco de nuestro programa de mejora les agradecemos nos transmitan cualquier comentario que consideren oportuno, dirigiéndose al responsable que firma este escrito, o bien, al Director de Calidad de Applus+, en la dirección:
satisfaccion.cliente@applustorp.com

LGAI Technological Center, S.A.
Campus UAB - Ronda de la Font del Carme, s/n
Apartado de Correos 18
E - 08193 Bellaterra (Barcelona)
T +34 93 567 20 00
F +34 93 567 20 01
www.applus.com

SIMPLIFIED TEST CERTIFICATE

Nr. 15/10221-760 (M1) S

Bellaterra, october 06, 2015

ALUMINIOS CORTIZO, S.A.
Tax Identification Code: A15077761
C/ Extramundi, s/n
15901 – Padron (A CORUÑA)

" VIEW CRYSTAL PLUS " GLASS HANDRAIL for Slab Over

The tested handrail MEETS THE CLIENT'S SPECIFICATIONS CTE (DB SU-1 y DB SE-AE) for the following categories of use to 3,0kN/m:
(As stated in paragraph 3.2 and table 3.3 of the Client's DB-SE-AE DEL CTE)

- *A: Residential areas*
- *B: Administrative areas*
- *C: Public access areas (except those belonging to A, B and D)*
- *D: Commercial areas*
- *E: Traffic areas and parking for light vehicles (<30 kN)*
- *F: Transitable decks accessible only privately*
- *G: Decks accessible only for preservation*

The tested handrail MEETS THE SPECIFICATIONS contained in Eurocode 1, Actions on Structures (UNE-EN 1991-1-1:2003/AC:2011) listed in table 6.12, for categories of use for which a resistance of ≤3,0 kN/m is required:

- *A: Areas devoted to household and residential activities*
- *B: Office areas*
- *C : Zones where people could congregate (with the exception of areas defined under category A, B and D)*
- *D: Shopping Areas*
- *E: Zones susceptible to used for the accumulation of merchandise, including access zones. Industrial zones.*

The tested handrail MEETS THE SPECIFICATIONS contained in Standard UNE 85-238-91 for the following tests:

- *Horizontal static test, outwards:*
  - *for parking areas in private locations measuring <3,25m in length*
  - *for public areas*
- *Horizontal static test, inwards*
- *Dynamic testing conducted with soft body*
- *Dynamic testing conducted with hard body*

Firmado digitalmente por JUAN MARTINEZ EGEA
Manager for Construction Materials
LGAI Technological Center S.A.

Firmado digitalmente por Manuel Luque Gama
Managing Technician
LGAI Technological Center S.A.

The complete results are included in the original test report that has been made available to the client with Report Nº 15/10221-760 (M1).
The results refer exclusively to the sample, product or materials delivered to the laboratory and tested under the conditions stated in in the Standards or procedures stated in this test report.
Applus+ guarantees that this task has been carried out in compliance with the requirements of our Quality and Sustainability System, and furthermore, that the contractual terms and legal regulations have been complied with.
In the framework of our improvement programme, we would appreciate any comments you may deem appropriate. These should be addressed to the manager who signs this document, or to the Quality Director of Applus+ at the following address:
satisfaccion.cliente@applustorp.com

LGAI Technological Center, S.A.
Campus UAB - Ronda de la Font del Carme, s/n
Apartado de Correos 18
E - 08193 Bellaterra (Barcelona)
T +34 93 567 20 00
F +34 93 567 20 01
www.applus.com

CERTIFICADO DE ENSAYOS SIMPLIFICADO

Nr. 15/10221-761 (M1) S

Bellaterra, a 06 de octubre de 2015

ALUMINIOS CORTIZO, S.A.
CIF: A15077761
C/ Extramundi, s/n
15901 – Padron (A CORUÑA)

BARANDILLA DE VIDRIO, canto de forjado " VIEW CRYSTAL PLUS "

La barandilla ensayada CUMPLE CON LAS ESPECIFICACIONES del CTE (DB SU-1 y DB SE-AE) para los siguientes usos
(según lo indicado en el apartado 3.2 y tabla 3.3 del DB-SE-AE DEL CTE):

- *A: Zonas residenciales*
- *B: Zonas administrativas*
- *C: Zonas de acceso al público (con excepción de las pertenecientes a A,B y D)*
- *D: Zonas comerciales*
- *E: Zonas de tráfico y de aparcamiento para vehículos ligeros (<30kN)*
- *F: Cubiertas transitables accesibles sólo privadamente*
- *G: Cubiertas accesibles únicamente para conservación*

La barandilla ensayada CUMPLE CON LAS ESPECIFICACIONES del Eurocódigo 1, acciones en estructuras (UNE-EN 1991-1-1:2003/AC:201) indicadas en la tabla 6.12, para las categorías de uso donde se exige una resistencia ≤3,0 kN/m:

- *A: Zonas de actividades domésticas y residenciales*
- *B: Zonas de oficinas*
- *C : Zonas donde pueda congregarse la gente (con excepción de las zonas definidas bajo las categorías A, B y D)*
- *D: Zonas comerciales*
- *E: Zonas susceptibles de ser empleadas para la acumulación de mercancías, incluidas las zonas de acceso. Zonas industriales.*

La barandilla ensayada CUMPLE CON LAS ESPECIFICACIONES de la norma UNE 85-238-91, para los siguientes ensayos :

- *Ensayo estático horizontal hacia el exterior:*
  - *para lugares privados de zona de estacionamiento de longitud <3,25m*
  - *para lugares públicos*
- *Ensayo estático horizontal hacia el interior*
- *Ensayo dinámico con cuerpo blando*
- *Ensayo dinámico con cuerpo duro*

Firmado digitalmente por JUAN MARTINEZ EGEA
Responsable de Materiales de Construcción
LGAI Technological Center S.A.

Firmado digitalmente por Manuel Luque Gama
Técnico Responsable
LGAI Technological Center S.A.

Los resultados completos figuran en el informe de ensayo original a disposición del cliente con nº de expediente 15/10221-761 (M1).
Los resultados que se indican se refieren, exclusivamente, a la muestra, producto o material recibido en el laboratorio y ensayados en las condiciones indicadas en las normas o procedimientos citados en este documento.
Applus+, garantiza que este trabajo se ha realizado dentro de lo exigido por nuestro Sistema de Calidad y Sostenibilidad, habiéndose cumplido las condiciones contractuales y la normativa legal.
En el marco de nuestro programa de mejora les agradecemos nos transmitan cualquier comentario que consideren oportuno, dirigiéndose al responsable que firma este escrito, o bien, al Director de Calidad de Applus+, en la dirección:
satisfaccion.cliente@applustorp.com

LGAI Technological Center, S.A.
Campus UAB - Ronda de la Font del Carme, s/n
Apartado de Correos 18
E - 08193 Bellaterra (Barcelona)
T +34 93 567 20 00
F +34 93 567 20 01
www.applus.com

SIMPLIFIED TEST CERTIFICATE

Nr. 15/10221-761 (M1) S

Bellaterra, october 06, 2015

ALUMINIOS CORTIZO, S.A.
Tax Identification Code: A15077761
C/ Extramundi, s/n
15901 – Padron (A CORUÑA)

" VIEW CRYSTAL PLUS " GLASS HANDRAIL for Slab Edge

The tested handrail MEETS THE CLIENT'S SPECIFICATIONS CTE (DB SU-1 y DB SE-AE) for the following categories of use to 3,0kN/m:
(As stated in paragraph 3.2 and table 3.3 of the Client's DB-SE-AE DEL CTE)

- *A: Residential areas*
- *B: Administrative areas*
- *C: Public access areas (except those belonging to A, B and D)*
- *D: Commercial areas*
- *E: Traffic areas and parking for light vehicles (<30 kN)*
- *F: Transitable decks accessible only privately*
- *G: Decks accessible only for preservation*

The tested handrail MEETS THE SPECIFICATIONS contained in Eurocode 1, Actions on Structures (UNE-EN 1991-1-1:2003/AC:2011) listed in table 6.12, for categories of use for which a resistance of ≤3,0 kN/m is required:

- *A: Areas devoted to household and residential activities*
- *B: Office areas*
- *C : Zones where people could congregate (with the exception of areas defined under category A, B and D)*
- *D: Shopping Areas*
- *E: Zones susceptible to used for the accumulation of merchandise, including access zones. Industrial zones.*

The tested handrail MEETS THE SPECIFICATIONS contained in Standard UNE 85-238-91 for the following tests:

- *Horizontal static test, outwards:*
  - *for parking areas in private locations measuring <3,25m in length*
  - *for public areas*
- *Horizontal static test, inwards*
- *Dynamic testing conducted with soft body*
- *Dynamic testing conducted with hard body*

Firmado digitalmente por JUAN MARTINEZ EGEA
Manager for Construction Materials
LGAI Technological Center S.A.

Firmado digitalmente por Manuel Luque Gama
Managing Technician
LGAI Technological Center S.A.

The complete results are included in the original test report that has been made available to the client with Report Nº 15/10221-761 (M1).
The results refer exclusively to the sample, product or materials delivered to the laboratory and tested under the conditions stated in in the Standards or procedures stated in this test report.
Applus+ guarantees that this task has been carried out in compliance with the requirements of our Quality and Sustainability System, and furthermore, that the contractual terms and legal regulations have been complied with.
In the framework of our improvement programme, we would appreciate any comments you may deem appropriate. These should be addressed to the manager who signs this document, or to the Quality Director of Applus+ at the following address:
satisfaccion.cliente@applustorp.com

MONTAJE SOBRE FORJADO
ASSEMBLY OVER SLAB

MONTAJE A CANTO DE FORJADO
ASSEMBLY ON SLAB EDGE

CAMPO DE APLICACIÓN
FIELD OF APPLICATION

El sistema de barandilla **VIEW CRYSTAL** resiste una carga de 1,0 kN/m y el sistema de barandilla **VIEW CRYSTAL PLUS** resiste una carga de 3,0 kN/m aplicada a 1,1 metros de su parte inferior. Por lo tanto, de acuerdo con el CTE DB SE-AE, es apta para su uso en las todas las zonas indicadas en la tabla inferior/The VIEW CRYSTAL balustrade system resists a load of 1.0 kN/m and the VIEW CRYSTAL PLUS balustrade system resists a load of 3.0 kN/m applied at 1.1 m from the bottom part. Therefore, in accordance with CTE DB SE-AE, it is suitable for use in all the areas indicated in the bottom table:

CATEGORÍA DE USO / CATEGORY OF USE		SUBCATEGORÍA DE USO / SUBCATEGORY OF USE		FUERZA HORIZONTAL MÍNIMA ESTABLECIDA EN EL CTE/ HORIZONTAL FORCE ESTABLISHED IN CTE	VIEW CRYSTAL	VIEW CRYSTAL PLUS
A	Zonas residenciales/ Residential areas	A1	Viviendas y zonas de habitaciones en, hospitales y hoteles/ Residences and room areas in hospitals and hotels	0,8 kN/m	X	X
		A2	Trasteros / Storage	0,8 kN/m	X	X
B	Zonas administrativas / Administrative areas			0,8 kN/m	X	X
C	Zonas de acceso al público (con la excepción de las superficies pertenecientes a las categorías A,B y D)/ Public access areas (except surfaces belonging to categories A, B and D)	C1	Zonas con mesas y sillas/ Areas with tables and chairs	0,8 kN/m	X	X
		C2	Zonas con asientos fijos/ Areas with fixed seats	0,8 kN/m	X	X
		C3	Zonas sin obstáculos que impidan el libre movimiento de las personas como vestíbulos de edificios públicos, administrativos, hoteles; salas de exposición en museos; etc./ Areas without obstacles which block the access to halls in public and administrative buildings, hotels, exposition rooms in museums; etc.	1,6 kN/m		X
		C4	Zonas destinadas a gimnasio y actividades físicas/ Areas for physical activities and gyms	1,6 kN/m		X
		C5	Zonas de aglomeración (salas de conciertos, estadios, etc)/ Crowded areas (concert halls, stadiums, etc.)	3,0 kN/m		X
D	Zonas comerciales / Shopping areas	D1	Locales comerciales/ Business premises	0,8 kN/m	X	X
		D2	Supermercados, hipermercados o grandes superficies/ Supermarkets, hypermarkets or department stores	0,8 kN/m	X	X
E	Zonas de tráfico y de aparcamiento para vehículos ligeros (peso total < 30 kN)/ Traffic and parking areas for light vehicles (total weight < 30 kN)			1,6 kN/m		X
F	Cubiertas transitables accesibles sólo privadamente / Weight-bearing roofs with private access			1,6 kN/m		X
G	Cubiertas accesibles únicamente para conservación/ Roofs accessible for conservation	G1	Cubiertas con inclinación inferior a 20°/ Roof with lower than 20º inclination	0,8 kN/m	X	X
			Cubiertas ligeras sobre correas (sin forjado)/ Light roof (without slab)	0,8 kN/m	X	X
		G2	Cubiertas con inclinación superior a 40°/ Roof with inclination higher than 40º	0,8 kN/m	X	X

MUY IMPORTANTE: El valor de resistencia de 1,0 kN/m y 3,0 kN/m se obtiene fabricando la barandilla VIEW CRYSTAL y VIEW CRYSTAL PLUS respectivamente, con los perfiles y accesorios indicados en el presente catálogo y siguiendo las instrucciones del mismo. La utilización de cualquier otro tipo de accesorio/perfil y/o el incumplimiento de las directrices de este documento, anula la validez de los ensayos y excluye de total responsabilidad a ALUMINIOS CORTIZO S.A.U.
El uso de cualquier elemento de anclaje diferente de los indicados en el presente manual, puede provocar una merma en las prestaciones del sistema, tales como pérdida de resistencia mecánica y durabilidad (par galvánico).
Es responsabilidad del instalador de la barandilla, la elección del vidrio adecuado para soportar las cargas establecidas en la normativa vigente.
VERY IMPORTANT: The resistance values of 1,0 kN/m and 3,0 kN/m is obtained manufacturing the VIEW CRYSTAL and VIEW CRYSTAL PLUS balustrades with the profiles and accessories indicated in this catalogue and following the instructions shown. The use of any other type of accessories/profiles and/or breach of the guidelines of this document, invalidates the tests and excludes ALUMINIOS CORTIZO S.A.U. of complete responsibility.
Using any anchoring element different to specified in this manual can bring a decrease in the performance of the system, such as the loss of mechanical strength and durability (galvanic coupling). It is the installer's responsibility to choose the most adequate glass capable of resisting the loads established by the corresponging regulations.

ALTURA MÍNIMA BARANDILLA (CTE DB SUA)
BALUSTRADE MINIMUM HEIGHT (CTE DB SUA)

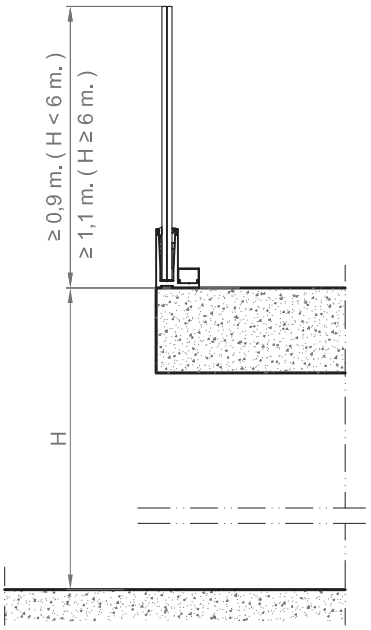

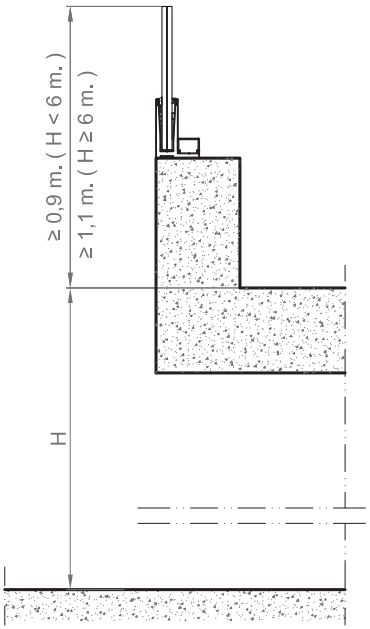

De acuerdo con lo establecido por el apartado 3.2.1 del CTE DB SUA la altura mínima de las barreras de protección será:

- 0,9 m: cuando la diferencia de cota que protegen no exceda los 6 m.
- 1,1 m: cuando la diferencia de cota que protegen es superior a los 6 m.

In accordance with section 3.2.1 of the CTE DB SUA the minimum height of the protection barriers must be:

- 0,9 m: when the difference in level it protects does not exceed 6m.
- 1,1 m: when the difference in level it protectses is above 6 m.

INFORMACIÓN IMPORTANTE
IMPORTANT INFORMATION

- En ningún caso se utilizaran unos tornillos de anclaje, gomas, calzos o perfiles diferentes a los indicados en este catálogo. No instalar en zonas en las que se alcancen los 45 º C.
- **El uso de los tornillos 368590 y 368592 sólo es válido para barandillas en zonas interiores.**
- El forjado sobre el cual se debe instalar la barandilla será de hormigón armado HA-25 o superior.
- La separación entre los tornillos nunca será superior a:
  - 150 mm en el caso del montaje de los perfiles de barandilla COR-8553 y COR-8558 sobre el forjado.
  - 250 mm en el caso del montaje de los perfiles de barandilla COR-8556 y COR-8559 sobre el forjado.
  - 250 mm en el caso del montaje del perfil de barandilla COR-8552 a canto de forjado.
  - 300 mm en el caso del montaje del perfil de barandilla COR-8567 a canto de forjado.
  - 150 mm en el caso del montaje del perfil de barandilla COR-8554 a canto de forjado.
  - 200 mm en el caso del montaje del perfil de barandilla COR-8566 a canto de forjado.
- La distancia mínima a borde de los tornillos será de:
  - 70 mm en el caso del montaje de los perfiles de barandilla COR-8553 y COR-8558 sobre el forjado.
  - 70 mm en el caso del montaje de los perfiles de barandilla COR-8556 y COR-8559 sobre el forjado.
  - 70 mm en el caso del montaje de la barandilla de los perfiles de barandilla COR-8552, COR-8554, COR-8566 y COR-8567 a canto de forjado.

- Never use clamping screws, rubbers, wedges or different profiles to those shown in this catalogue. Do not install in areas shich can reach 45 º C.
- **The use of screws 368590 and 368592 is only valid for interior balustrades.**
- The slab on which the balustrade shall be intalled must be of reinforced concrete HA-25 or higher.
- The allowance between screws must never exceed:
  - 150 mm when installing profil COR-8553 and COR-8558 over slab.
  - 250 mm when installing profil COR-8556 and COR-8559 over slab.
  - 250 mm when installing profil COR-8552 on slab edge.
  - 300 mm when installing profil COR-8567 on slab edge.
  - 150 mm when installing profil COR-8554 on slab edge.
  - 200 mm when installing profil COR-8566 on slab edge.
- The minimum distance from the screws to the edge will be:
  - 70 mm when installing profil COR-8553 and COR-8558 over slab.
  - 70 mm when installing profil COR-8556 and COR-8559 over slab.
  - 70 mm when installing COR-8552, COR-8554, COR-8566 y COR-8567 on slab edge.

TORNILLOS DE ANCLAJE A FORJADO
ANCHORING SCREW ON SLAB

REFERENCIA PERFIL/ PROFILE REFERENCE	BARANDILLA INTERIOR/ INTERIOR BALUSTRADE	BARANDILLA EXTERIOR/ EXTERIOR BALUSTRADE
COR-8552	368590	348590
COR-8552 + COR-8571	-	378590
COR-8553	368590	348590
COR-8553 + COR-8569	-	378590
COR-8554	368590	348590
COR-8554 + COR-8572	-	378590
COR-8556	368592	348592
COR-8558	368590	348590
COR-8559	368592	348592
COR-8566	368592	348592
COR-8566 + COR-8572	-	378592
COR-8567	368592	348592
COR-8567 + COR-8571	-	378592

	REFERENCIA PERFIL/ PROFIL REFERENCE	TIPO DE MONTAJE/ ASSEMBLY TYPE	SEPARACIÓN TORNILLOS/ SCREWS ALLOWANCE	DISTANCIA MÍN. A BORDE/ MIN. DISTANCE TO EDGE
VIEW CRYSTAL	COR-8553, COR-8558	SOBRE FORJADO/ OVER SLAB	150 mm *	70 mm
	COR-8553 + COR-8569	SOBRE FORJADO CON PERFIL DRENAJE/ OVER SLAB WITH DRAINAGE PROFILE		
	COR-8552	CANTO FORJADO/ SLAB EDGE	250 mm **	
	COR-8567		300 mm **	
	COR-8552 + COR-8571	CANTO FORJADO CON PERFIL DRENAJE/ SLAB EDGE WITH DRAINAGE PROFILE	250 mm **	
	COR-8567 + COR-8571		300 mm **	
VIEW CRYSTAL PLUS	COR-8556, COR-8559	SOBRE FORJADO/ OVER SLAB	250 mm *	
	COR-8554	CANTO FORJADO/ SLAB EDGE	150 mm **	
	COR-8566		200 mm **	
	COR-8554 + COR-8572	CANTO FORJADO CON PERFIL DRENAJE/ SLAB EDGE WITH DRAINAGE PROFILE	150 mm **	
	COR-8566 + COR-8572		200 mm **	

* Válido para hormigón comprimido.
**Válido para hormigón fisurado/comprimido.
* Valid for compressed concrete.
**Valid for carcked/compressed concrete.

MONTAJE SOBRE FORJADO
ASSEMBLY OVER SLAB

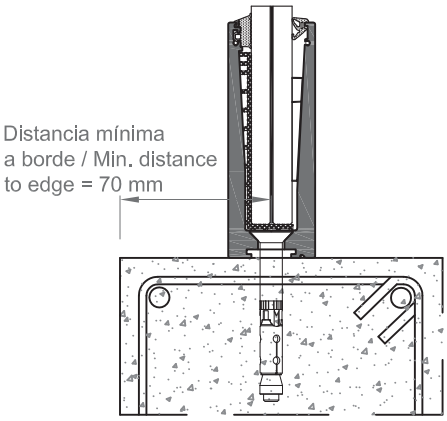

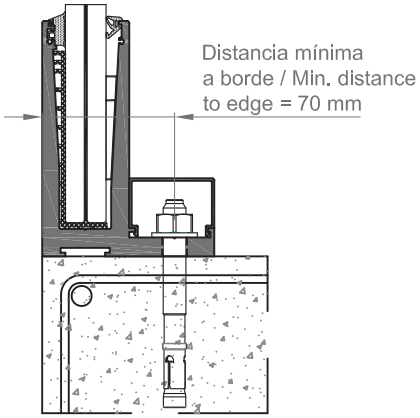

MONTAJE SOBRE FORJADO CON PERFIL DE DRENAJE
ASSEMBLY OVER SLAB WITH DRAINAGE PROFILE

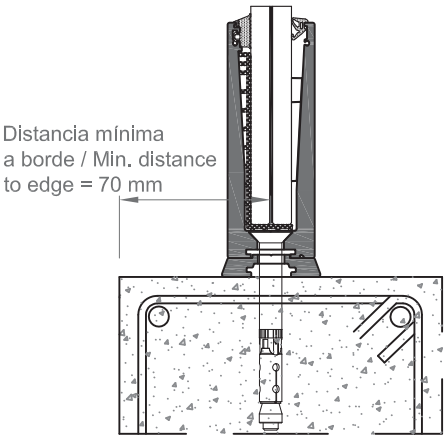

MONTAJE A CANTO DE FORJADO
ASSEMBLY ON SLAB EDGE

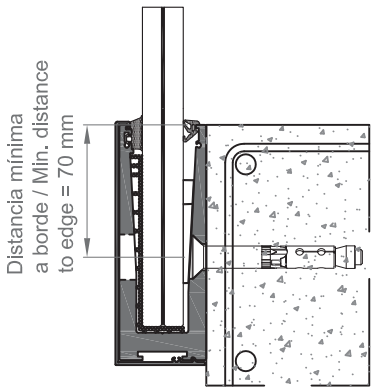

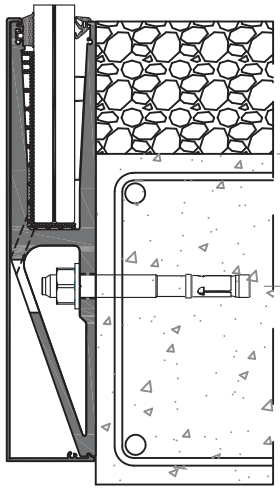

MONTAJE A CANTO DE FORJADO CON PERFIL DE DRENAJE
ASSEMBLY ON SLAB EDGE WITH DRAINAGE PROFILE

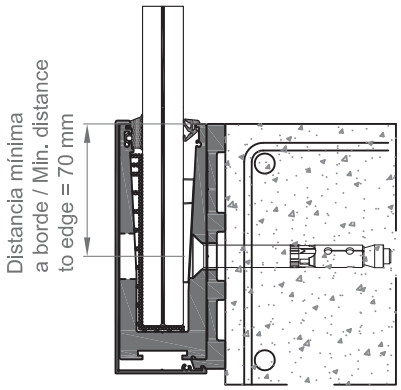

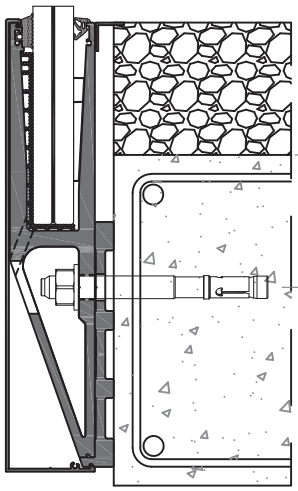

VERSIÓN 17.06.01

1. PERFILES

- Se añaden los perfiles: Cor-8568, Cor-8569, Cor-8570, Cor-8571, Cor-8572, Cor-8573, Cor-8574, Cor-8575 y Cor-8576.

2. ACCESORIOS

- Se añaden los accesorios: 348557, 348558, 348567, 348568, 358557, 358558, 358567, 358568, 368547, 368548, 368557, 368558, 378590, 378592, 378512, 378522, 378522, 378532, 378542 y 378552.

3. DETALLES DE FABRICACIÓN

- Se añaden detalles de drenaje en zonas expuestas.

1. PROFILES

- Profile updated: Cor-8568, Cor-8569, Cor-8570, Cor-8571, Cor-8572, Cor-8573, Cor-8574, Cor-8575 and Cor-8576.

2. ACCESSORIES

- Accessories updated: 348557, 348558, 348567, 348568, 358557, 358558, 358567, 358568, 368547, 368548, 368557, 368558, 378590, 378592, 378512, 378522, 378522, 378532, 378542 and 378552.

3. FABRICATION DETAILS

- Drainage details are added in exposed areas.

CORTIZOCENTER

Ordenador/Computer / Tablet / Smartphone

DISPONIBLE PARA TODOS LOS SISTEMAS OPERATIVOS
AVAILABLE FOR ALL OPERATING SYSTEMS

CATÁLOGOS
Visualización y descarga
CATALOGUES
Display and download

VALORACIONES
Presupuestación online
QUOTATIONS
Online valuations

TARIFARIO
Listado de precios
TARIFFS
Price list

FICHAS TÉCNICAS
Perfiles y accesorios
TECHNICAL REPORTS
Profiles and accessories

MARCADO CE
Gestión de documentación
CE MARKING
Documentation management

CORTIZO LAB
Cálculos, ensayos y clasificaciones
CORTIZO LAB
Calculations, tests and qualifications

PRODUCTOS
Información técnica de sistemas
PRODUCTS
Systems technical information

CORTIZO SOFTWARE
Información para el usuario
CORTIZO SOFTWARE
User information

NOVEDADES
Últimos desarrollos I+D+i
LATEST NEWS
R&D latest developments

DESCARGAS
Documentación técnica y publicitaria
DOWNLOADS
Technical and commercial documentation

www.cortizocenter.com

BARANDILLA VIEW CRYSTAL / VIEW CRYSTAL PLUS
VIEW CRYSTAL / VIEW CRYSTAL PLUS BALUSTRADE

1. RELACIÓN DE PERFILES
1. PROFILE LIST

IMPORTANTE

CORTIZO SISTEMAS, S.A. se reserva el derecho de modificar o eliminar cualquiera de sus perfiles, accesorios o juntas del sistema sin previo aviso.

CORTIZO SISTEMAS, S.A. no se hace responsable de las posibles erratas tipográficas de este catálogo y recomienda encarecidamente al cliente que, antes de la formalización de cualquier pedido, verifique que las referencias aparecidas en el mismo son las correctas.

IMPORTANT

CORTIZO SISTEMAS, S.A. reserves the right to modify or remove any of its system profiles, accessories or gaskets without prior notification.

CORTIZO SISTEMAS, S.A. will not be responsible for any possible typographical errors in this catalogue and strongly recommends to the client that, before formalising any order, to check that the references that appear in this catalogue are correct.

BARANDILLA VIEW CRYSTAL - VIEW CRYSTAL PLUS
Relación de perfiles

VIEW CRYSTAL - VIEW CRYSTAL PLUS BALUSTRADE
Profile list

REFERENCIA REFERENCE	DISEÑO DESIGN	DESCRIPCIÓN DESCRIPTION	PESO WEIGHT (g/m)	SUPERF. SURFACE (dm^2/m)	PÁG PAG
701515		Ángulo de 15mm x 15mm 15 mm x15 mm angle	102,6	6	52
COR-8550		Soporte inferior barandilla Balustrade bottom support	5942,7	60,11	32
COR-8551		Tapa lateral Lateral cover	823,5	38,41	33
COR-8552		Soporte inferior barandilla 1 kN Balustrade bottom support 1 kN	5942,7	60,11	34
COR-8553		Soporte inferior barandilla 1 kN Balustrade bottom support 1 kN	5942,7	60,11	35
COR-8554		Soporte inferior barandilla 3 kN Balustrade bottom support 3 kN	5942,7	60,11	36
COR-8555		Soporte inferior barandilla con solape Balustrade bottom support with overlap	7214,4	70,76	37
COR-8556		Soporte inferior barandilla con solape 3 kN Balustrade bottom support with overlap 3 kN	7214,4	70,76	38
COR-8557		Tapeta inferior barandilla con solape Balustrade bottom end plate with overlap	388,8	22,2	38
COR-8558		Soporte inferior barandilla 1 kN Balustrade bottom support 1 kN	5942,7	60,11	39
COR-8559		Soporte inferior barandilla con solape 3 kN Balustrade bottom support with overlap 3 kN	7214,4	70,76	40
COR-8561		Remate vidrio 10.10 Glass finishing 10.10	332,1	12,54	31
COR-8562		Remate vidrio 8.8 Glass finishing 8.8	261,9	9,97	31
COR-8563		Remate vidrio 6.6 Glass finishing 6.6	197,1	7,57	31

BARANDILLA VIEW CRYSTAL - VIEW CRYSTAL PLUS
Relación de perfiles

VIEW CRYSTAL - VIEW CRYSTAL PLUS BALUSTRADE
Profile list

REFERENCIA REFERENCE	DISEÑO DESIGN	DESCRIPCIÓN DESCRIPTION	PESO WEIGHT (g/m)	SUPERF. SURFACE (dm^2/m)	PÁG PAG
COR-8564		Tapa barandilla frente forjado enrasada Balustrade cover flush slab edge	1269	59,24	41
COR-8565		Soporte barandilla frente forjado enrasada Balustrade support flush slab edge	8739,9	99,35	42
COR-8566		Soporte barandilla frente forjado enrasada 3 kN Balustrade support flush slab edge 3 kN	8739,9	99,35	43
COR-8567		Soporte barandilla frente forjado enrasada 1 kN Balustrade support flush slab edge 1 kN	8739,9	99,35	44
COR-8568		Perfil drenaje inferior Bottom drainage profile	1012,5	14,21	47
COR-8569		Perfil drenaje inferior 1 kN Bottom drainage profile 1 kN	1012,5	14,21	47
COR-8570		Perfil drenaje a canto de forjado Drainage profile for slab edge	2511	31,93	48
COR-8571		Perfil drenaje a canto de forjado 1 kN Drainage profile for slab edge 1 kN	2511	31,93	49
COR-8572		Perfil drenaje a canto de forjado 3 kN Drainage profile for slab edge 3 kN	2511	31,93	50
COR-8573		Tapa lateral Lateral cover	842,4	39,56	45
COR-8574		Perfil drenaje a canto de forjado 1 kN Drainage profile for slab edge 1 kN	2511	31,93	51
COR-8575		Perfil drenaje a canto de forjado 3 kN Drainage profile for slab edge 3 kN	2511	31,93	52
COR-8576		Tapa barandilla frente forjado enrasada Balustrade cover flush slab edge	1293,3	60,48	46

BARANDILLA VIEW CRYSTAL / VIEW CRYSTAL PLUS
VIEW CRYSTAL / VIEW CRYSTAL PLUS BALUSTRADE

2. PERFILES A ESCALA
2. PROFILES TO SCALE

IMPORTANTE

CORTIZO SISTEMAS, S.A. se reserva el derecho de modificar o eliminar cualquiera de sus perfiles, accesorios o juntas del sistema sin previo aviso.

CORTIZO SISTEMAS, S.A. no se hace responsable de las posibles erratas tipográficas de este catálogo y recomienda encarecidamente al cliente que, antes de la formalización de cualquier pedido, verifique que las referencias aparecidas en el mismo son las correctas.

IMPORTANT

CORTIZO SISTEMAS, S.A. reserves the right to modify or remove any of its system profiles, accessories or gaskets without prior notification.

CORTIZO SISTEMAS, S.A. will not be responsible for any possible typographical errors in this catalogue and strongly recommends to the client that, before formalising any order, to check that the references that appear in this catalogue are correct.

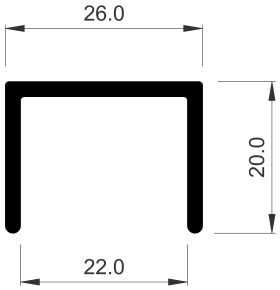

COR-8561	
Descripción Description	Remate vidrio 10.10 Glass finishing 10.10
Peso Weight **(g/m)**	332,1
Superficie Surface **(dm^2/m)**	12,54
Ix (cm^4)	4,8
Iy (cm^4)	1,32

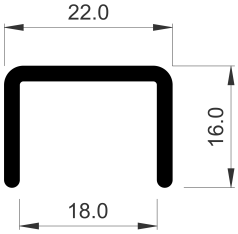

COR-8562	
Descripción Description	Remate vidrio 8.8 Glass finishing 8.8
Peso Weight **(g/m)**	261,9
Superficie Surface **(dm^2/m)**	9,97
Ix (cm^4)	2,4
Iy (cm^4)	7

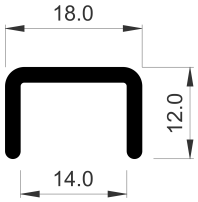

COR-8563	
Descripción Description	Remate vidrio 6.6 Glass finishing 6.6
Peso Weight **(g/m)**	197,1
Superficie Surface **(dm^2/m)**	7,57
Ix (cm^4)	0,9
Iy (cm^4)	0,33



COR-8550	
Descripción **Description**	Soporte inferior barandilla Balustrade bottom support
Peso **Weight** **(g/m)**	5942,7
Superficie **Surface** **(dm^2/m)**	60,11
Ix (cm^4)	275,71
Iy (cm^4)	71,84
Observaciones **Observations**	Perfil de 6.1 m sin mecanizar 6,1 profile without machining

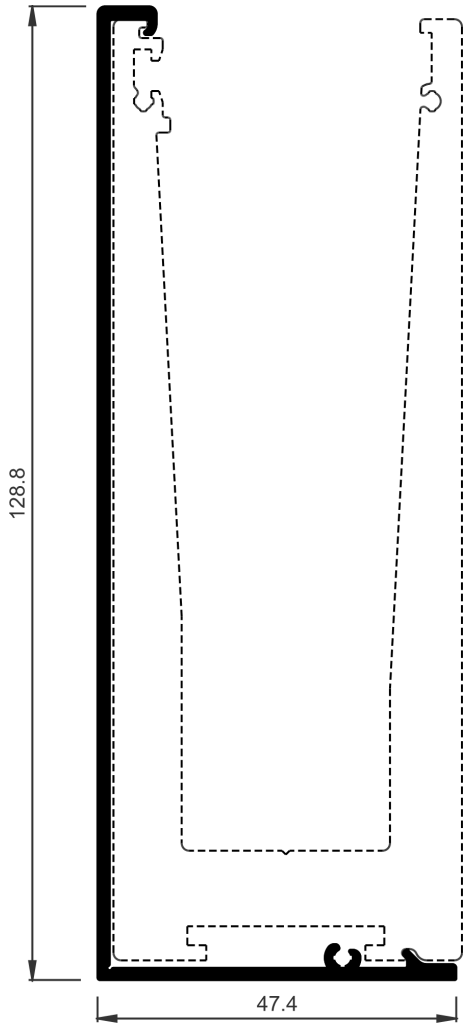

COR-8551	
Descripción Description	Tapa lateral Lateral cover
Peso Weight **(g/m)**	823,5
Superficie Surface **(dm^2/m)**	38,41
Ix (cm^4)	61,03
Iy (cm^4)	5,44

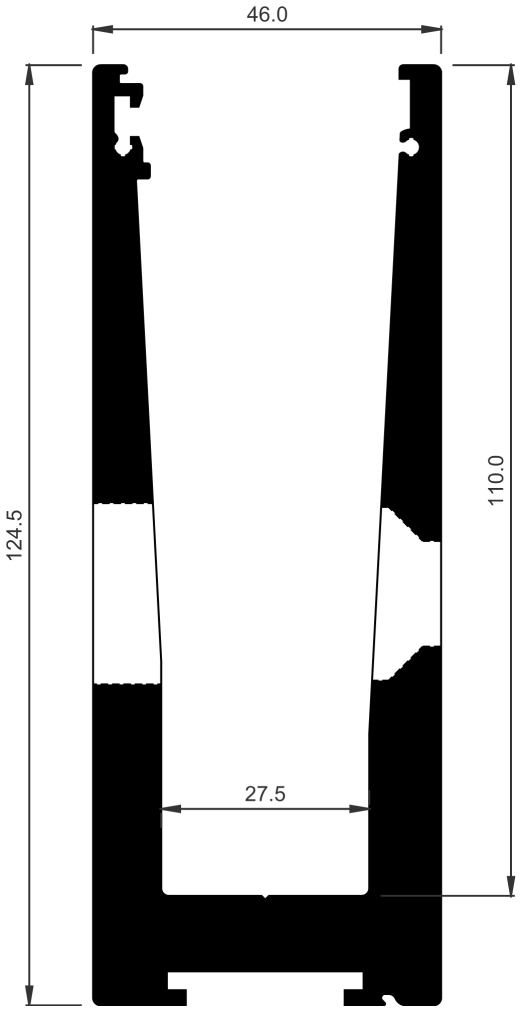

COR-8552	
Descripción Description	Soporte inferior barandilla 1 kN Balustrade bottom support 1 kN
Peso Weight **(g/m)**	5942,7
Superficie Surface **(dm^2/m)**	60,11
Ix (cm^4)	275,71
Iy (cm^4)	71,84
Observaciones Observations	Perfil de 6.1 m mecanizado c/250 mm para montaje a canto de forjado 6,1 profile machined w/250 mm for slab edge assembly



COR-8553	
Descripción **Description**	Soporte inferior barandilla 1 kN Balustrade bottom support 1 kN
Peso **Weight** **(g/m)**	5942,7
Superficie **Surface** **(dm^2/m)**	60,11
Ix (cm^4)	275,71
Iy (cm^4)	71,84
Observaciones **Observations**	Perfil de 6.1 m mecanizado para montaje sobre forjado 6,1 profile machined for over slab assembly

BARANDILLA VIEW CRYSTAL - VIEW CRYSTAL PLUS
Perfiles a escala

VIEW CRYSTAL - VIEW CRYSTAL PLUS BALUSTRADE
Profiles to scale

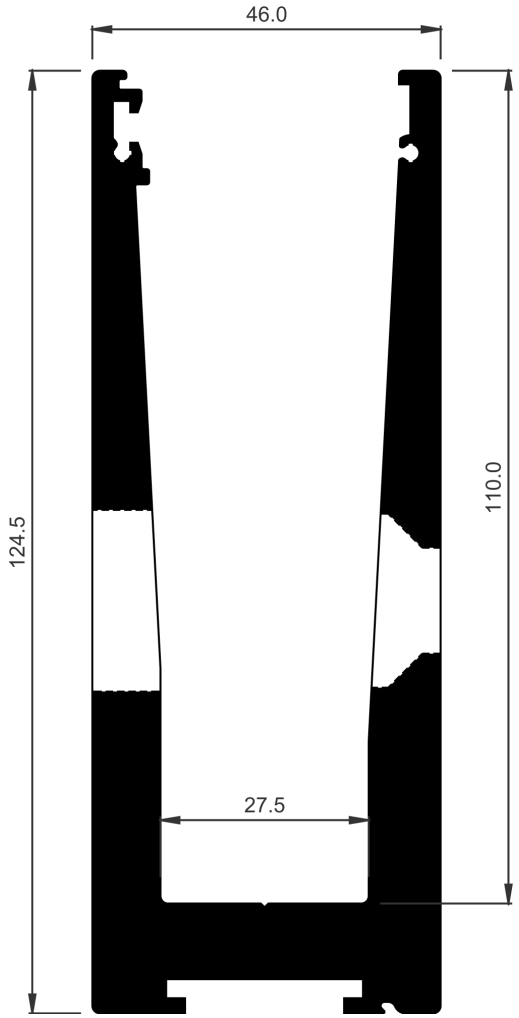

COR-8554	
Descripción Description	Soporte inferior barandilla 3 kN Balustrade bottom support 3 kN
Peso Weight **(g/m)**	5942,7
Superficie Surface **(dm^2/m)**	60,11
Ix (cm^4)	275,71
Iy (cm^4)	71,84
Observaciones Observations	Perfil de 6.1 m mecanizado c/150 mm para montaje a canto de forjado 6,1 profile machined w/150 mm for slab edge assembly



COR-8555	
Descripción **Description**	Soporte inferior barandilla con solape Balustrade bottom support with overlap
Peso **Weight** **(g/m)**	7214,4
Superficie **Surface** **(dm^2/m)**	70,76
Ix (cm^4)	350,32
Iy (cm^4)	161,01
Observaciones **Observations**	Perfil de 6.1 m sin mecanizar 6,1 profile without machining

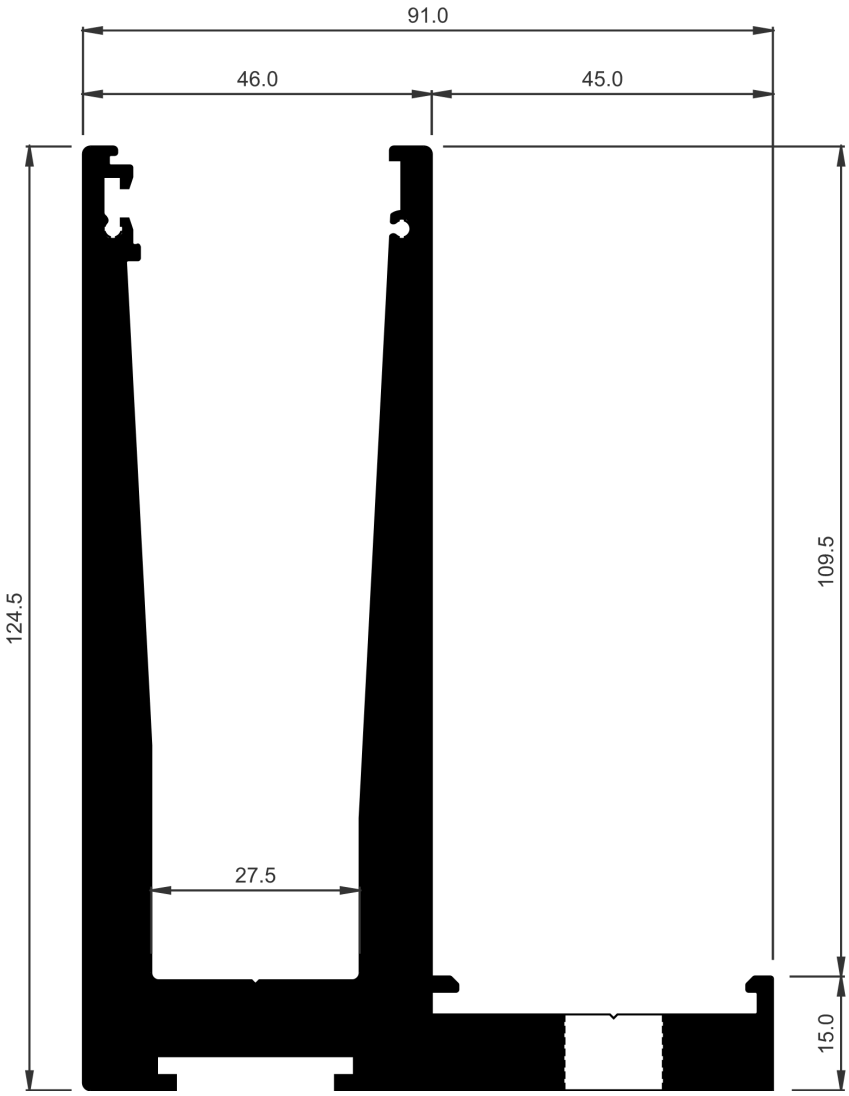

COR-8556	
Descripción Description	Soporte inferior barandilla con solape 3 kN Balustrade bottom support with overlap 3 kN
Peso Weight **(g/m)**	7214,4
Superficie Surface **(dm^2/m)**	70,76
Ix (cm^4)	350,32
Iy (cm^4)	161,01
Observaciones Observations	Perfil de 6.1 m mecanizado para montaje sobre forjado 6,1 profile machined for over slab assembly

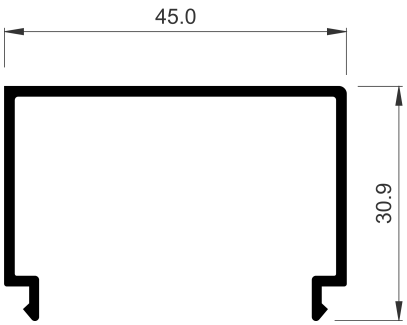

COR-8557	
Descripción Description	Tapeta inferior barandilla con solape Balustrade bottom end plate with overlap
Peso Weight **(g/m)**	388,8
Superficie Surface **(dm^2/m)**	22,2
Ix (cm^4)	1,56
Iy (cm^4)	4,82



COR-8558	
Descripción Description	Soporte inferior barandilla 1 kN Balustrade bottom support 1 kN
Peso Weight **(g/m)**	5942,7
Superficie Surface **(dm^2/m)**	60,11
Ix (cm^4)	275,71
Iy (cm^4)	71,84
Observaciones Observations	Perfil de 6,1 m mecanizado para montaje sobre forjado con desagüe exterior. CONSULTAR DISPONIBILIDAD 6,1 m profile machined for over slab assembly with exterior drainage. CHECK AVAILABILITY



COR-8559	
Descripción Description	Soporte inferior barandilla con solape 3 kN Balustrade bottom support with overlap 3 kN
Peso Weight **(g/m)**	7214,4
Superficie Surface **(dm^2/m)**	70,76
Ix (cm^4)	350,32
Iy (cm^4)	161,01
Observaciones Observations	Perfil de 6.1 m mecanizado para montaje sobre forjado con desagüe exterior. CONSULTAR DISPONIBILIDAD 6.1 m profile for over slab assembly with exterior drainage. CHECK AVAILABILITY

BARANDILLA VIEW CRYSTAL - VIEW CRYSTAL PLUS
Perfiles a escala

VIEW CRYSTAL - VIEW CRYSTAL PLUS BALUSTRADE
Profiles to scale

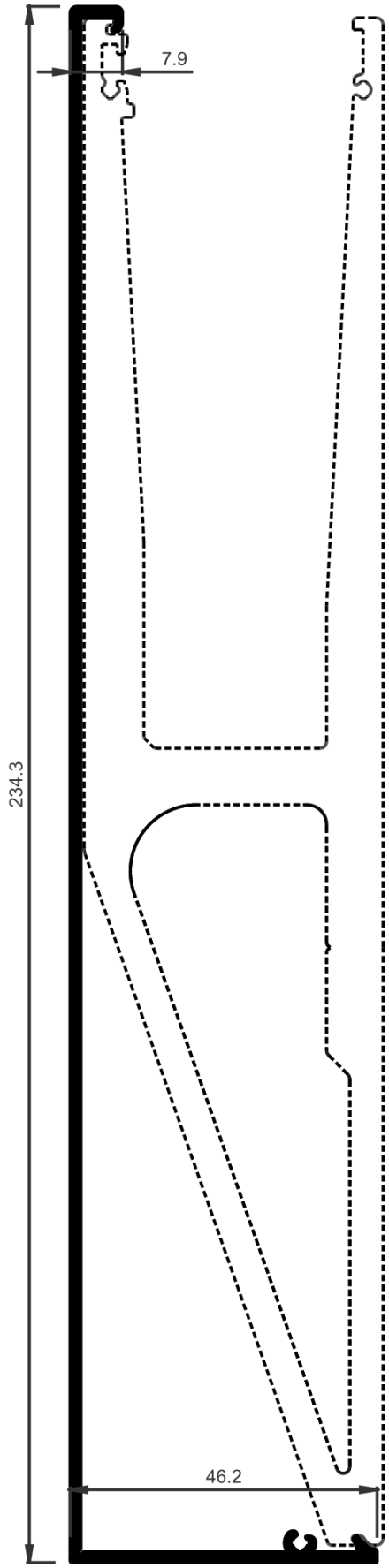

COR-8564	
Descripción Description	Tapa barandilla frente forjado enrasada Balustrade cover flush slab edge
Peso Weight **(g/m)**	1269
Superficie Surface **(dm^2/m)**	59,24
Ix (cm^4)	286,04
Iy (cm^4)	5,6

BARANDILLA VIEW CRYSTAL - VIEW CRYSTAL PLUS
Perfiles a escala

VIEW CRYSTAL - VIEW CRYSTAL PLUS BALUSTRADE
Profiles to scale

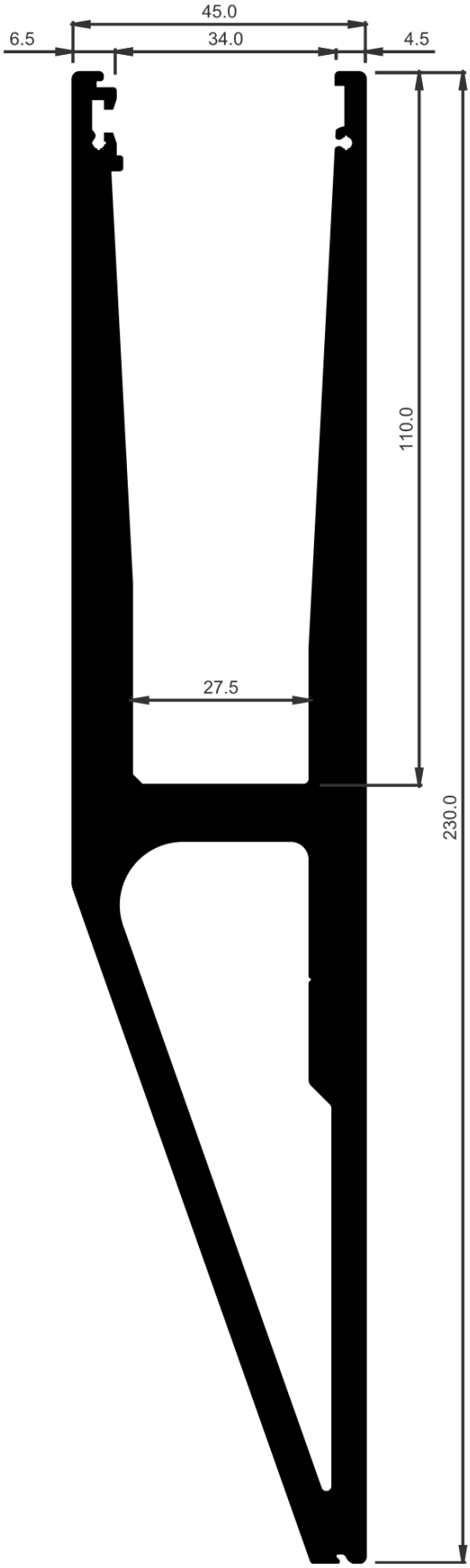

COR-8565	
Descripción Description	Soporte barandilla frente forjado enrasada Balustrade support flush slab edge
Peso Weight **(g/m)**	8739,9
Superficie Surface **(dm^2/m)**	99,35
Ix (cm^4)	1088,49
Iy (cm^4)	93,01

BARANDILLA VIEW CRYSTAL - VIEW CRYSTAL PLUS
Perfiles a escala

VIEW CRYSTAL - VIEW CRYSTAL PLUS BALUSTRADE
Profiles to scale

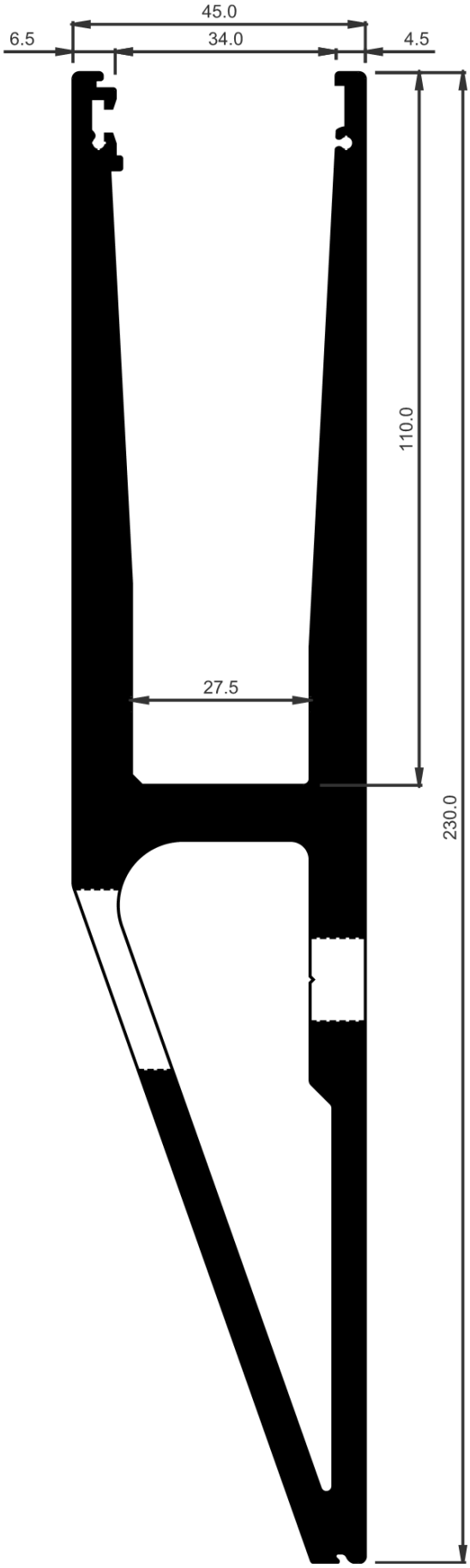

COR-8566	
Descripción Description	Soporte barandilla frente forjado enrasada 3 kN Balustrade support flush slab edge 3 kN
Peso Weight **(g/m)**	8739,9
Superficie Surface **(dm^2/m)**	99,35
Ix (cm^4)	1088,49
Iy (cm^4)	93,01
Observaciones Observations	Perfil de 6.1 m mecanizado c/200 mm 6.1 profile machined w/200 mm

BARANDILLA VIEW CRYSTAL - VIEW CRYSTAL PLUS
Perfiles a escala

VIEW CRYSTAL - VIEW CRYSTAL PLUS BALUSTRADE
Profiles to scale

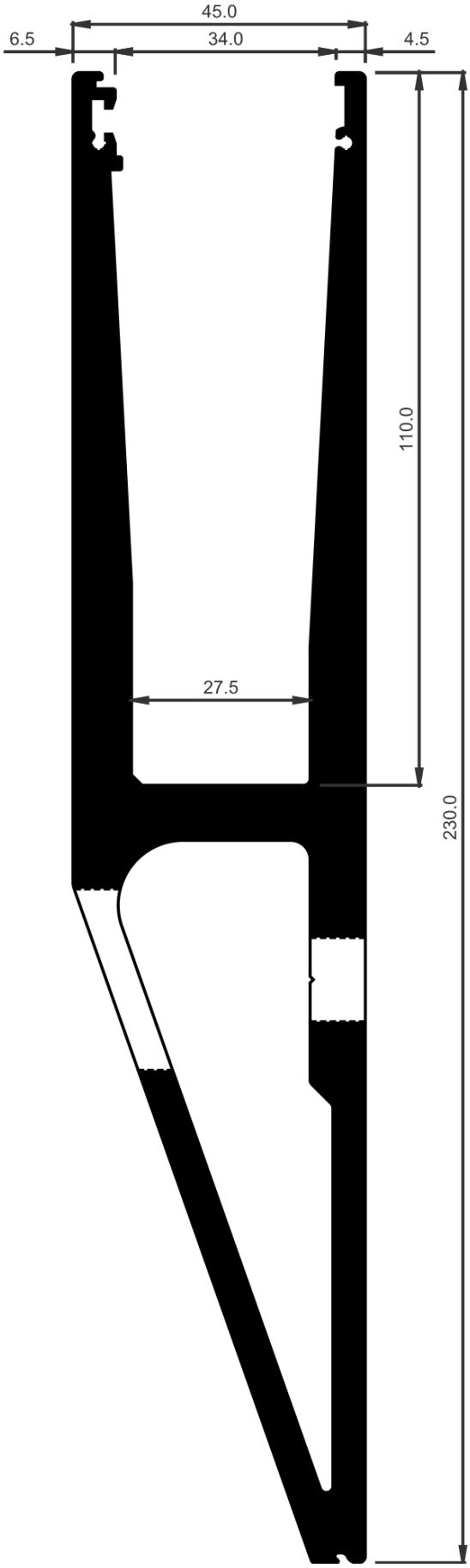

COR-8567	
Descripción Description	Soporte barandilla frente forjado enrasada 1 kN Balustrade support flush slab edge 1 kN
Peso Weight **(g/m)**	8739,9
Superficie Surface **(dm^2/m)**	99,35
Ix (cm^4)	1088,49
Iy (cm^4)	93,01
Observaciones Observations	Perfil de 6.1 m mecanizado c/300 mm 6.1 profile machined w/300 mm

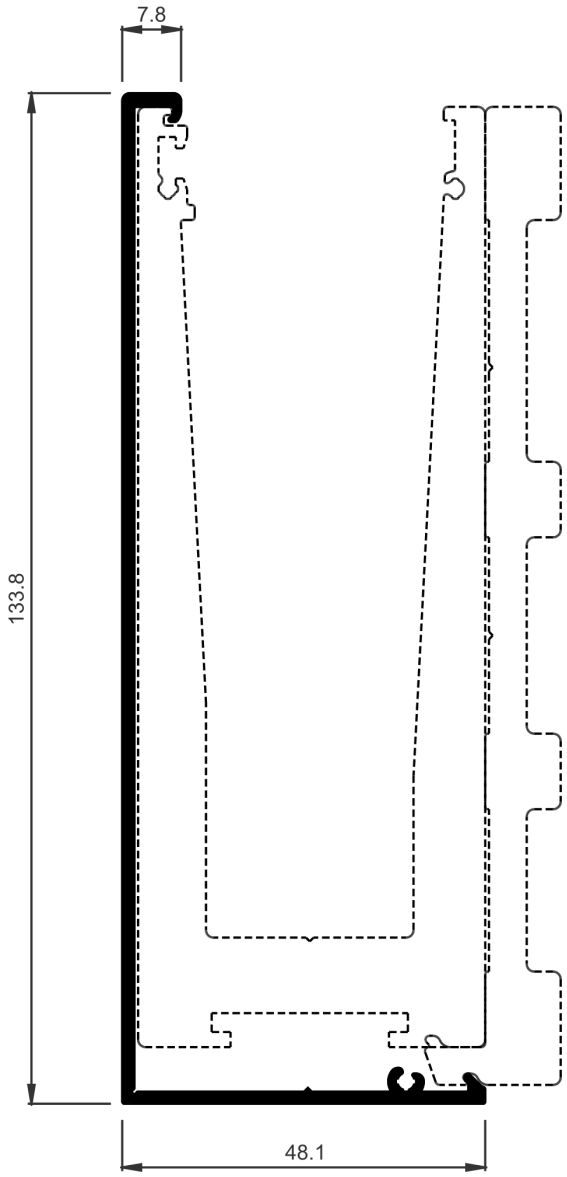

COR-8573	
Descripción **Description**	Tapa lateral Lateral cover
Peso **Weight** **(g/m)**	842,4
Superficie **Surface** **(dm^2/m)**	39,56
Ix (cm^4)	67,15
Iy (cm^4)	5,72
Observaciones **Observations**	Válido para perfil Cor-8571 ó Cor-8572 Valid for profile Cor-8571 or Cor-8572

BARANDILLA VIEW CRYSTAL - VIEW CRYSTAL PLUS
Perfiles a escala

VIEW CRYSTAL - VIEW CRYSTAL PLUS BALUSTRADE
Profiles to scale

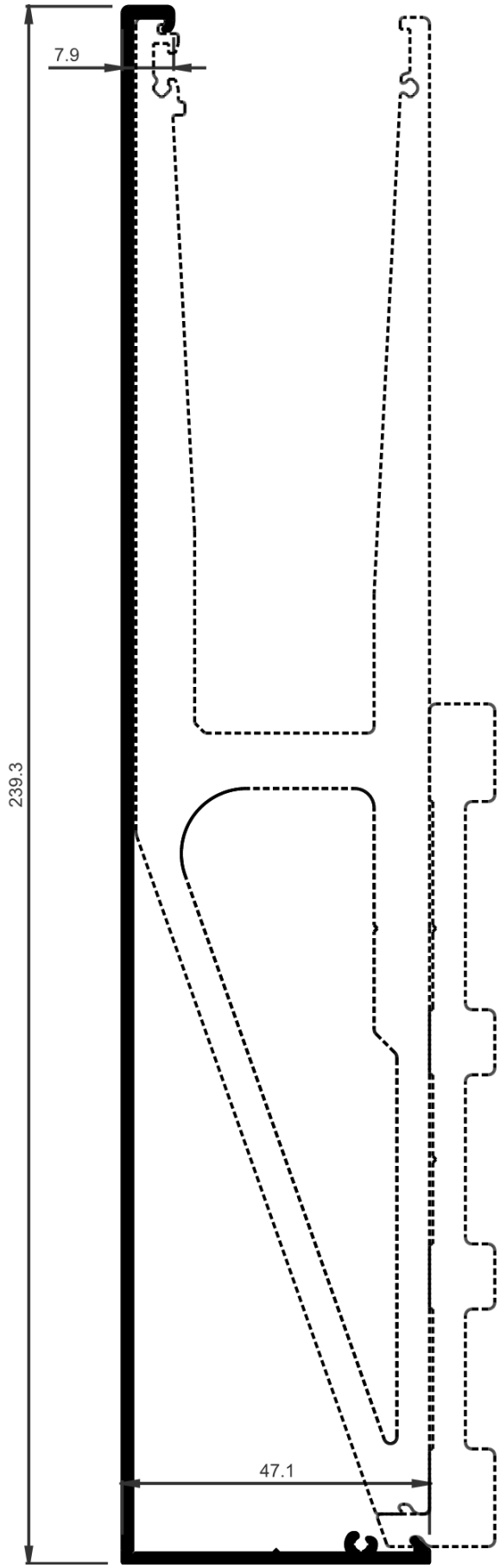

COR-8576	
Descripción Description	Tapa barandilla frente forjado enrasada Balustrade cover flush slab edge
Peso Weight **(g/m)**	1293,3
Superficie Surface **(dm^2/m)**	60,48
Ix (cm^4)	303,81
Iy (cm^4)	5,94
Observaciones Observations	Válido para perfil Cor-8574 ó Cor-8575 Valid for profile Cor-8574 or Cor-8575

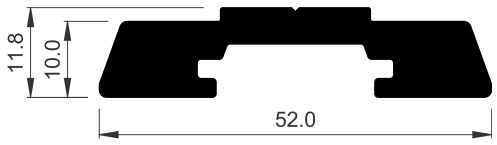

COR-8568	
Descripción **Description**	Perfil drenaje inferior Bottom drainage profile
Peso **Weight** **(g/m)**	1012,5
Superficie **Surface** **(dm^2/m)**	14,21
Ix (cm^4)	0,4
Iy (cm^4)	9,58
Observaciones **Observations**	Perfil de 6.1 m sin mecanizar 6.1 m profile without machining

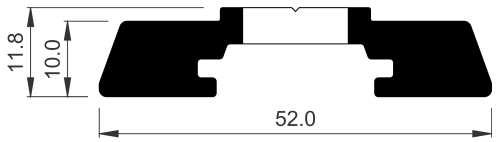

COR-8569	
Descripción **Description**	Perfil drenaje inferior 1 kN Bottom drainage profile 1 kN
Peso **Weight** **(g/m)**	1012,5
Superficie **Surface** **(dm^2/m)**	14,21
Ix (cm^4)	0,4
Iy (cm^4)	9,58
Observaciones **Observations**	Perfil de 6.1 m mecanizado 6.1 m profile machined

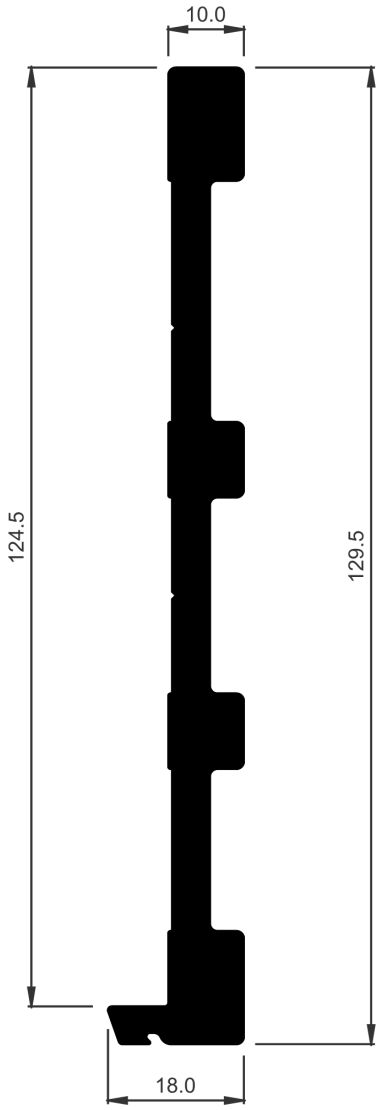

COR-8570	
Descripción **Description**	Perfil drenaje a canto de forjado Drainage profile for slab edge
Peso **Weight** **(g/m)**	2511
Superficie **Surface** **(dm^2/m)**	31,93
Ix (cm^4)	155,46
Iy (cm^4)	0,8
Observaciones **Observations**	Perfil de 6.1 m sin mecanizar 6.1 m profile without machining

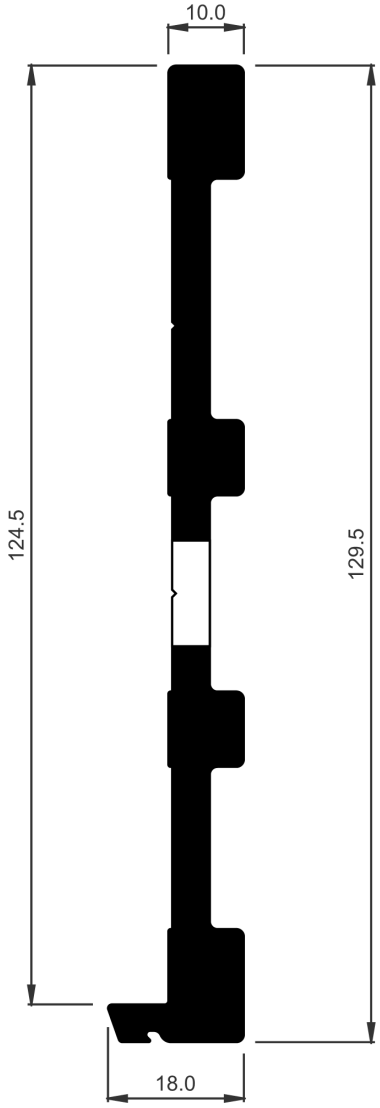

COR-8571	
Descripción **Description**	Perfil drenaje a canto de forjado 1 kN Drainage profile for slab edge 1 kN
Peso **Weight** **(g/m)**	2511
Superficie **Surface** **(dm^2/m)**	31,93
Ix (cm^4)	155,46
Iy (cm^4)	0,8
Observaciones **Observations**	Perfil de 6.1 m mecanizado c/250 mm. Válido para perfil Cor-8573 6.1 m profile machined w/250 mm. Valid for profile Cor-8573

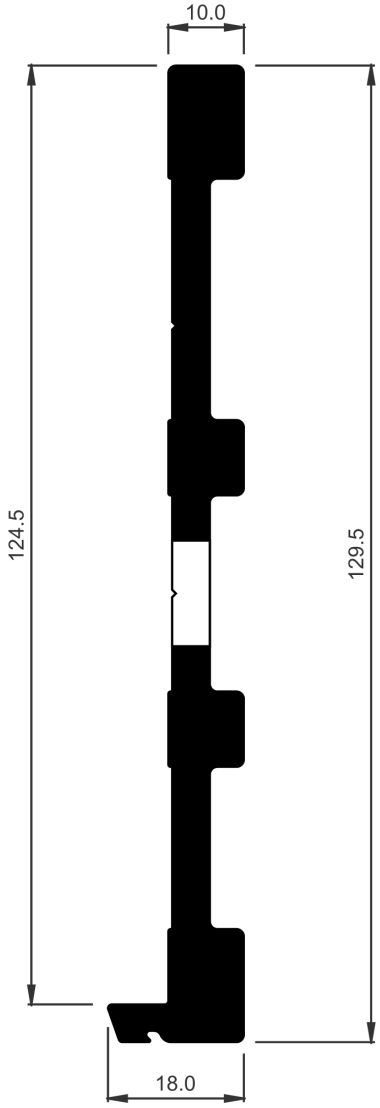

COR-8572	
Descripción **Description**	Perfil drenaje a canto de forjado 3 kN Drainage profile for slab edge 3 kN
Peso **Weight** **(g/m)**	2511
Superficie **Surface** **(dm^2/m)**	31,93
Ix (cm^4)	155,46
Iy (cm^4)	0,8
Observaciones **Observations**	Perfil de 6.1 m mecanizado c/150 mm. Válido para perfil Cor-8573 6.1 m profile machined w/150 mm. Valid for profile Cor-8573

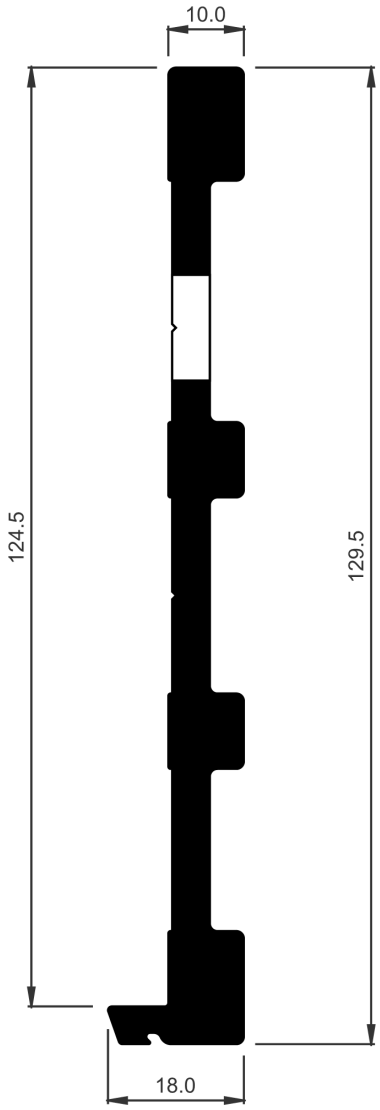

COR-8574	
Descripción **Description**	Perfil drenaje a canto de forjado 1 kN Drainage profile for slab edge 1 kN
Peso **Weight** **(g/m)**	2511
Superficie **Surface** **(dm^2/m)**	31,93
Ix (cm^4)	155,46
Iy (cm^4)	0,8
Observaciones **Observations**	Perfil de 6.1 m mecanizado c/300 mm. Válido para perfil Cor-8576 6.1 m profile machined w/300 mm. Valid for profile Cor-8576

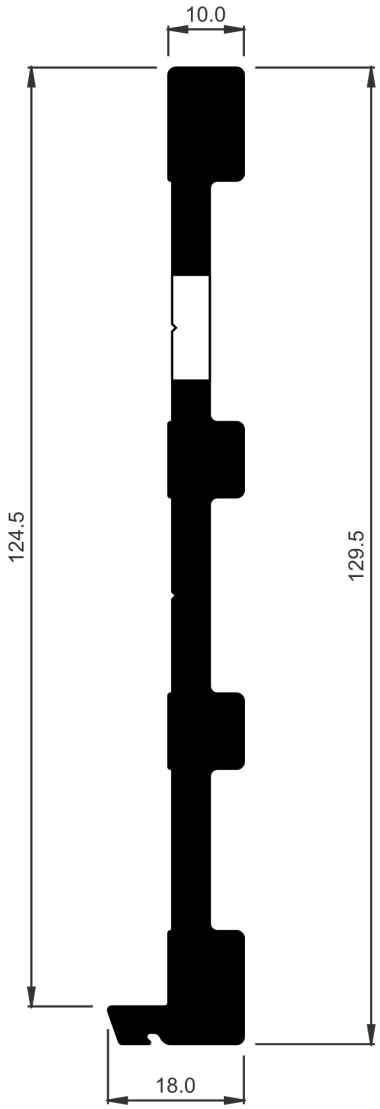

COR-8575	
Descripción Description	Perfil drenaje a canto de forjado 3 kN Drainage profile for slab edge 3 kN
Peso Weight **(g/m)**	2511
Superficie Surface **(dm^2/m)**	31,93
Ix (cm^4)	155,46
Iy (cm^4)	0,8
Observaciones Observations	Perfil de 6.1 m mecanizado c/200 mm. Válido para perfil Cor-8576 6.1 m profile machined w/200 mm. Valid for profile Cor-8576

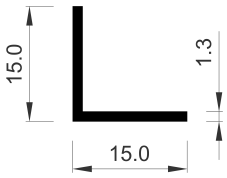

701515	
Descripción Description	Ángulo de 15mm x 15mm 15 mm x15 mm angle
Peso Weight **(g/m)**	102,6
Superficie Surface **(dm^2/m)**	6
Ix (cm^4)	0,8
Iy (cm^4)	0,8

BARANDILLA VIEW CRYSTAL / VIEW CRYSTAL PLUS
VIEW CRYSTAL / VIEW CRYSTAL PLUS BALUSTRADE

3. RELACIÓN DE ACCESORIOS
3. ACCESSORIES LIST

IMPORTANTE

CORTIZO SISTEMAS, S.A. se reserva el derecho de modificar o eliminar cualquiera de sus perfiles, accesorios o juntas del sistema sin previo aviso.

CORTIZO SISTEMAS, S.A. no se hace responsable de las posibles erratas tipográficas de este catálogo y recomienda encarecidamente al cliente que, antes de la formalización de cualquier pedido, verifique que las referencias aparecidas en el mismo son las correctas.

IMPORTANT

CORTIZO SISTEMAS, S.A. reserves the right to modify or remove any of its system profiles, accessories or gaskets without prior notification.

CORTIZO SISTEMAS, S.A. will not be responsible for any possible typographical errors in this catalogue and strongly recommends to the client that, before formalising any order, to check that the references that appear in this catalogue are correct.

REFERENCIA REFERENCE	DESCRIPCIÓN DESCRIPTION	COLOR COLOUR	TIPO TYPE	PÁG PAG
250097	Junta acristalamiento globo 7 mm. Glazing balloon gasket 7 mm	Sin color No colour	Juntas Gaskets	63
348501	Junta exterior barandilla Balustrade outside gasket	Sin color No colour	Juntas Gaskets	63
348502	Junta acristalamiento globo 11 mm Glazing balloon gasket 11 mm	Sin color No colour	Juntas Gaskets	63
348503	Junta acristalamiento globo 15 mm Glazing balloon gasket 15 mm	Sin color No colour	Juntas Gaskets	63
348510	Calzo barandilla para vidrio de 12.76 mm Balustrade wedge for 12,76 mm glass	Sin color No colour	Varios Various	67
348512	Calzo barandilla para vidrio de 13.52 mm Balustrade wedge for 13,52 mm glass	Sin color No colour	Varios Various	67
348514	Calzo barandilla para vidrio de 16.76 mm Balustrade wedge for 16,76 mm glass	Sin color No colour	Varios Various	67
348516	Calzo barandilla para vidrio de 17.52 mm Balustrade wedge for 17,52 mm glass	Sin color No colour	Varios Various	67
348518	Calzo barandilla para vidrio de 20.76 mm Balustrade wedge for 20,76 mm glass	Sin color No colour	Varios Various	67
348520	Calzo barandilla para vidrio de 21.52 mm Balustrade wedge for 21,52 mm glass	Sin color No colour	Varios Various	67
348521	Calzo exterior barandilla Balustrade outside wedge	Sin color No colour	Varios Various	67
348551	Tapa Cor-8553 Cor-8553 cover	Blanco White	Tapas Covers	63
348552	Tapa Cor-8553 Cor-8553 cover	Negro Black	Tapas Covers	63
348553	Tapa Cor-8553 Cor-8553 cover	Color Colour	Tapas Covers	63
348554	Tapa Cor-8553 Cor-8553 cover	Lacado Inox Inox powder coating	Tapas Covers	63
348555	Tapa Cor-8553 Cor-8553 cover	Plata claro Light silver	Tapas Covers	63
348556	Tapa Cor-8553 Cor-8553 cover	Plata oscuro Dark silver	Tapas Covers	63
348557	Tapa Cor-8553 Cor-8553 cover	7016CM 7016CM	Tapas Covers	63
348558	Tapa Cor-8553 Cor-8553 cover	9010CM 9010CM	Tapas Covers	63
348561	Tapa derecha Cor-8552 + Cor-8551 Cor-8552 + Cor-8551 right cover	Blanco White	Tapas Covers	64
348562	Tapa derecha Cor-8552 + Cor-8551 Cor-8552 + Cor-8551 right cover	Negro Black	Tapas Covers	64
348563	Tapa derecha Cor-8552 + Cor-8551 Cor-8552 + Cor-8551 right cover	Color Colour	Tapas Covers	64
348564	Tapa derecha Cor-8552 + Cor-8551 Cor-8552 + Cor-8551 right cover	Lacado Inox Inox powder coating	Tapas Covers	64
348565	Tapa derecha Cor-8552 + Cor-8551 Cor-8552 + Cor-8551 right cover	Plata claro Light silver	Tapas Covers	64
348566	Tapa derecha Cor-8552 + Cor-8551 Cor-8552 + Cor-8551 right cover	Plata oscuro Dark silver	Tapas Covers	64
348567	Tapa derecha Cor-8552 + Cor-8551 Cor-8552 + Cor-8551 right cover	7016CM 7016CM	Tapas Covers	64

REFERENCIA REFERENCE	DESCRIPCIÓN DESCRIPTION	COLOR COLOUR	TIPO TYPE	PÁG PAG
348568	Tapa derecha Cor-8552 + Cor-8551 Cor-8552 + Cor-8551 right cover	9010CM 9010CM	Tapas Covers	64
348571	Tapa izquierda Cor-8552 + Cor-8551 Cor-8552 + Cor-8551 left cover	Blanco White	Tapas Covers	65
348572	Tapa izquierda Cor-8552 + Cor-8551 Cor-8552 + Cor-8551 left cover	Negro Black	Tapas Covers	65
348573	Tapa izquierda Cor-8552 + Cor-8551 Cor-8552 + Cor-8551 left cover	Color Colour	Tapas Covers	65
348574	Tapa izquierda Cor-8552 + Cor-8551 Cor-8552 + Cor-8551 left cover	Lacado Inox Inox powder coating	Tapas Covers	65
348575	Tapa izquierda Cor-8552 + Cor-8551 Cor-8552 + Cor-8551 left cover	Plata claro Light silver	Tapas Covers	65
348576	Tapa izquierda Cor-8552 + Cor-8551 Cor-8552 + Cor-8551 left cover	Plata oscuro Dark silver	Tapas Covers	65
348577	Tapa izquierda Cor-8552 + Cor-8551 Cor-8552 + Cor-8551 left cover	7016CM 7016CM	Tapas Covers	65
348578	Tapa izquierda Cor-8552 + Cor-8551 Cor-8552 + Cor-8551 left cover	9010CM 9010CM	Tapas Covers	65
348590	Tornillo anclaje a forjado Anchoring screw on slab	Sin color No colour	Tornillería Screws	66
348592	Tornillo anclaje a forjado 3.0 kN Anchoring screw on slab 3.0 kN	Sin color No colour	Tornillería Screws	66
348595	Bulón alineamiento Alignment bolt	Sin color No colour	Varios Various	67
358530	Espuma separadora vidrios Glass divider foam	Sin color No colour	Varios Various	68
358551	Tapa derecha Cor-8555 Cor-8555 right cover	Blanco White	Tapas Covers	64
358552	Tapa derecha Cor-8555 Cor-8555 right cover	Negro Black	Tapas Covers	64
358553	Tapa derecha Cor-8555 Cor-8555 right cover	Color Colour	Tapas Covers	64
358554	Tapa derecha Cor-8555 Cor-8555 right cover	Lacado Inox Inox powder coating	Tapas Covers	64
358555	Tapa derecha Cor-8555 Cor-8555 right cover	Plata claro Light silver	Tapas Covers	64
358556	Tapa derecha Cor-8555 Cor-8555 right cover	Plata oscuro Dark silver	Tapas Covers	64
358557	Tapa derecha Cor-8555 Cor-8555 right cover	7016CM 7016CM	Tapas Covers	64
358558	Tapa derecha Cor-8555 Cor-8555 right cover	9010CM 9010CM	Tapas Covers	64
358561	Tapa izquierda Cor-8555 Cor-8555 left cover	Blanco White	Tapas Covers	66
358562	Tapa izquierda Cor-8555 Cor-8555 left cover	Negro Black	Tapas Covers	66
358563	Tapa izquierda Cor-8555 Cor-8555 left cover	Color Colour	Tapas Covers	66
358564	Tapa izquierda Cor-8555 Cor-8555 left cover	Lacado Inox Inox powder coating	Tapas Covers	66
358565	Tapa izquierda Cor-8555 Cor-8555 left cover	Plata claro Light silver	Tapas Covers	66

REFERENCIA REFERENCE	DESCRIPCIÓN DESCRIPTION	COLOR COLOUR	TIPO TYPE	PÁG PAG
358566	Tapa izquierda Cor-8555 Cor-8555 left cover	Plata oscuro Dark silver	Tapas Covers	66
358567	Tapa izquierda Cor-8555 Cor-8555 left cover	7016CM 7016CM	Tapas Covers	66
358568	Tapa izquierda Cor-8555 Cor-8555 left cover	9010CM 9010CM	Tapas Covers	66
368541	Tapa derecha Right cover	Blanco White	Tapas Covers	64
368542	Tapa derecha Right cover	Negro Black	Tapas Covers	64
368543	Tapa derecha Right cover	Color Colour	Tapas Covers	64
368544	Tapa derecha Right cover	Lacado Inox Inox powder coating	Tapas Covers	64
368545	Tapa derecha Right cover	Plata claro Light silver	Tapas Covers	64
368546	Tapa derecha Right cover	Plata oscuro Dark silver	Tapas Covers	64
368547	Tapa derecha Right cover	7016CM 7016CM	Tapas Covers	64
368548	Tapa derecha Right cover	9010CM 9010CM	Tapas Covers	64
368551	Tapa izquierda Left cover	Blanco White	Tapas Covers	65
368552	Tapa izquierda Left cover	Negro Black	Tapas Covers	65
368553	Tapa izquierda Left cover	Color Colour	Tapas Covers	65
368554	Tapa izquierda Left cover	Lacado Inox Inox powder coating	Tapas Covers	65
368555	Tapa izquierda Left cover	Plata claro Light silver	Tapas Covers	65
368556	Tapa izquierda Left cover	Plata oscuro Dark silver	Tapas Covers	65
368557	Tapa izquierda Left cover	7016CM 7016CM	Tapas Covers	65
368558	Tapa izquierda Left cover	9010CM 9010CM	Tapas Covers	65
368561	Cinta pegado remate 10.10 Finishing adhesive tape 10.10	Sin color No colour	Varios Various	67
368562	Cinta pegado remate 8.8 Finishing adhesive tape 8.8	Sin color No colour	Varios Various	68
368563	Cinta pegado remate 6.6 Finishing adhesive tape 6.6	Sin color No colour	Varios Various	67
368590	Tornillo anclaje a forjado para interiores Anchoring screw on slab for interior	Sin color No colour	Tornillería Screws	66
368592	Tornillo anclaje a forjado 3.0 kN para interiores Anchoring screw on slab 3.0 kN for interior	Sin color No colour	Tornillería Screws	66
378511	Tapa Cor-8553 + Cor-8569 Cover Cor-8553 + Cor-8569	Blanco White	Tapas Covers	63
378512	Tapa Cor-8553 + Cor-8569 Cover Cor-8553 + Cor-8569	Negro Black	Tapas Covers	63

REFERENCIA REFERENCE	DESCRIPCIÓN DESCRIPTION	COLOR COLOUR	TIPO TYPE	PÁG PAG
378513	Tapa Cor-8553 + Cor-8569 Cover Cor-8553 + Cor-8569	Color Colour	Tapas Covers	63
378514	Tapa Cor-8553 + Cor-8569 Cover Cor-8553 + Cor-8569	Lacado Inox Inox powder coating	Tapas Covers	63
378515	Tapa Cor-8553 + Cor-8569 Cover Cor-8553 + Cor-8569	Plata claro Light silver	Tapas Covers	63
378516	Tapa Cor-8553 + Cor-8569 Cover Cor-8553 + Cor-8569	Plata oscuro Dark silver	Tapas Covers	63
378517	Tapa Cor-8553 + Cor-8569 Cover Cor-8553 + Cor-8569	7016CM 7016CM	Tapas Covers	63
378518	Tapa Cor-8553 + Cor-8569 Cover Cor-8553 + Cor-8569	9010CM 9010CM	Tapas Covers	63
378521	Tapa derecha Cor-8552 + Cor-8571 Right cover Cor-8552 + Cor-8571	Blanco White	Tapas Covers	64
378522	Tapa derecha Cor-8552 + Cor-8571 Right cover Cor-8552 + Cor-8571	Negro Black	Tapas Covers	64
378523	Tapa derecha Cor-8552 + Cor-8571 Right cover Cor-8552 + Cor-8571	Color Colour	Tapas Covers	64
378524	Tapa derecha Cor-8552 + Cor-8571 Right cover Cor-8552 + Cor-8571	Lacado Inox Inox powder coating	Tapas Covers	64
378525	Tapa derecha Cor-8552 + Cor-8571 Right cover Cor-8552 + Cor-8571	Plata claro Light silver	Tapas Covers	64
378526	Tapa derecha Cor-8552 + Cor-8571 Right cover Cor-8552 + Cor-8571	Plata oscuro Dark silver	Tapas Covers	64
378527	Tapa derecha Cor-8552 + Cor-8571 Right cover Cor-8552 + Cor-8571	7016CM 7016CM	Tapas Covers	64
378528	Tapa derecha Cor-8552 + Cor-8571 Right cover Cor-8552 + Cor-8571	9010CM 9010CM	Tapas Covers	64
378531	Tapa izquierda Cor-8552 + Cor-8571 + Cor-8571 Left cover Cor-8552 + Cor-8571 + Cor-8571	Blanco White	Tapas Covers	65
378532	Tapa izquierda Cor-8552 + Cor-8571 + Cor-8571 Left cover Cor-8552 + Cor-8571 + Cor-8571	Negro Black	Tapas Covers	65
378533	Tapa izquierda Cor-8552 + Cor-8571 + Cor-8571 Left cover Cor-8552 + Cor-8571 + Cor-8571	Color Colour	Tapas Covers	65
378534	Tapa izquierda Cor-8552 + Cor-8571 + Cor-8571 Left cover Cor-8552 + Cor-8571 + Cor-8571	Lacado Inox Inox powder coating	Tapas Covers	65
378535	Tapa izquierda Cor-8552 + Cor-8571 + Cor-8571 Left cover Cor-8552 + Cor-8571 + Cor-8571	Plata claro Light silver	Tapas Covers	65
378536	Tapa izquierda Cor-8552 + Cor-8571 + Cor-8571 Left cover Cor-8552 + Cor-8571 + Cor-8571	Plata oscuro Dark silver	Tapas Covers	65
378537	Tapa izquierda Cor-8552 + Cor-8571 + Cor-8571 Left cover Cor-8552 + Cor-8571 + Cor-8571	7016CM 7016CM	Tapas Covers	65
378538	Tapa izquierda Cor-8552 + Cor-8571 + Cor-8571 Left cover Cor-8552 + Cor-8571 + Cor-8571	9010CM 9010CM	Tapas Covers	65
378541	Tapa derecha Cor-8567 + Cor-8574 + Cor-8576 Right cover Cor-8567 + Cor-8574 + Cor-8576	Blanco White	Tapas Covers	65
378542	Tapa derecha Cor-8567 + Cor-8574 + Cor-8576 Right cover Cor-8567 + Cor-8574 + Cor-8576	Negro Black	Tapas Covers	65
378543	Tapa derecha Cor-8567 + Cor-8574 + Cor-8576 Right cover Cor-8567 + Cor-8574 + Cor-8576	Color Colour	Tapas Covers	65
378544	Tapa derecha Cor-8567 + Cor-8574 + Cor-8576 Right cover Cor-8567 + Cor-8574 + Cor-8576	Lacado Inox Inox powder coating	Tapas Covers	65

BARANDILLA VIEW CRYSTAL - VIEW CRYSTAL PLUS
Relación de accesorios

VIEW CRYSTAL - VIEW CRYSTAL PLUS BALUSTRADE
Accesories list

REFERENCIA REFERENCE	DESCRIPCIÓN DESCRIPTION	COLOR COLOUR	TIPO TYPE	PÁG PAG
378545	Tapa derecha Cor-8567 + Cor-8574 + Cor-8576 Right cover Cor-8567 + Cor-8574 + Cor-8576	Plata claro Light silver	Tapas Covers	65
378546	Tapa derecha Cor-8567 + Cor-8574 + Cor-8576 Right cover Cor-8567 + Cor-8574 + Cor-8576	Plata oscuro Dark silver	Tapas Covers	65
378547	Tapa derecha Cor-8567 + Cor-8574 + Cor-8576 Right cover Cor-8567 + Cor-8574 + Cor-8576	7016CM 7016CM	Tapas Covers	65
378548	Tapa derecha Cor-8567 + Cor-8574 + Cor-8576 Right cover Cor-8567 + Cor-8574 + Cor-8576	9010CM 9010CM	Tapas Covers	65
378551	Tapa izquierda Cor-8567 + Cor-8574 + Cor-8576 Left cover Cor-8567 + Cor-8574 + Cor-8576	Blanco White	Tapas Covers	66
378552	Tapa izquierda Cor-8567 + Cor-8574 + Cor-8576 Left cover Cor-8567 + Cor-8574 + Cor-8576	Negro Black	Tapas Covers	66
378553	Tapa izquierda Cor-8567 + Cor-8574 + Cor-8576 Left cover Cor-8567 + Cor-8574 + Cor-8576	Color Colour	Tapas Covers	66
378554	Tapa izquierda Cor-8567 + Cor-8574 + Cor-8576 Left cover Cor-8567 + Cor-8574 + Cor-8576	Lacado Inox Inox powder coating	Tapas Covers	66
378555	Tapa izquierda Cor-8567 + Cor-8574 + Cor-8576 Left cover Cor-8567 + Cor-8574 + Cor-8576	Plata claro Light silver	Tapas Covers	66
378556	Tapa izquierda Cor-8567 + Cor-8574 + Cor-8576 Left cover Cor-8567 + Cor-8574 + Cor-8576	Plata oscuro Dark silver	Tapas Covers	66
378557	Tapa izquierda Cor-8567 + Cor-8574 + Cor-8576 Left cover Cor-8567 + Cor-8574 + Cor-8576	7016CM 7016CM	Tapas Covers	66
378558	Tapa izquierda Cor-8567 + Cor-8574 + Cor-8576 Left cover Cor-8567 + Cor-8574 + Cor-8576	9010CM 9010CM	Tapas Covers	66
378590	Tornillo anclaje a forjado con perfil de drenaje Anchoring screw on slab with drainage profile	Sin color No colour	Tornillería Screws	66
378592	Tornillo anclaje a forjado 3.0 kN con perfil de drenaje Anchoring screw on slab 3.0 kN with drainage profile	Sin color No colour	Tornillería Screws	66
822919	Tornillos DIN7982 ∅2,9x19 Screws DIN7982 ∅2,9x19	Sin color No colour	Tornillería Screws	67

BARANDILLA VIEW CRYSTAL / VIEW CRYSTAL PLUS
VIEW CRYSTAL / VIEW CRYSTAL PLUS BALUSTRADE

4. ACCESORIOS
4. ACCESSORIES

IMPORTANTE

CORTIZO SISTEMAS, S.A. se reserva el derecho de modificar o eliminar cualquiera de sus perfiles, accesorios o juntas del sistema sin previo aviso.

CORTIZO SISTEMAS, S.A. no se hace responsable de las posibles erratas tipográficas de este catálogo y recomienda encarecidamente al cliente que, antes de la formalización de cualquier pedido, verifique que las referencias aparecidas en el mismo son las correctas.

IMPORTANT

CORTIZO SISTEMAS, S.A. reserves the right to modify or remove any of its system profiles, accessories or gaskets without prior notification.

CORTIZO SISTEMAS, S.A. will not be responsible for any possible typographical errors in this catalogue and strongly recommends to the client that, before formalising any order, to check that the references that appear in this catalogue are correct.

JUNTAS GASKETS

REF.	DESCRIPCIÓN DESCRIPTION	COLOR COLOUR	REF.	DESCRIPCIÓN DESCRIPTION	COLOR COLOUR
348502	Junta acristalamiento globo 11 mm Glazing balloon gasket 11 mm	Sin color No colour	348503	Junta acristalamiento globo 15 mm Glazing balloon gasket 15 mm	Sin color No colour

REF.	DESCRIPCIÓN DESCRIPTION	COLOR COLOUR	REF.	DESCRIPCIÓN DESCRIPTION	COLOR COLOUR
250097	Junta acristalamiento globo 7 mm. Glazing balloon gasket 7 mm	Sin color No colour	348501	Junta exterior barandilla Balustrade outside gasket	Sin color No colour

TAPAS COVERS

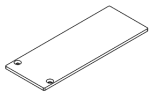

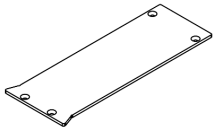

REF.	DESCRIPCIÓN DESCRIPTION	COLOR COLOUR	REF.	DESCRIPCIÓN DESCRIPTION	COLOR COLOUR
348552	Tapa Cor-8553 Cor-8553 cover	Negro Black	378512	Tapa Cor-8553 + Cor-8569 Cover Cor-8553 + Cor-8569	Negro Black
348551		Blanco White	378511		Blanco White
348553		Color Colour	378513		Color Colour
348554		Lacado Inox Inox powder coating	378514		Lacado Inox Inox powder coating
348555		Plata claro Light silver	378515		Plata claro Light silver
348556		Plata oscuro Dark silver	378516		Plata oscuro Dark silver
348557		7016CM 7016CM	378517		7016CM 7016CM
348558		9010CM 9010CM	378518		9010CM 9010CM
OBS.	Válida para montaje sobre forjado Valid for assembly over slab		OBS.	Válida para montaje sobre forjado Valid for assembly over slab	

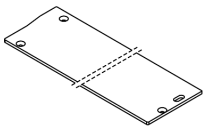

REF.	DESCRIPCIÓN DESCRIPTION	COLOR COLOUR
368542	Tapa derecha Right cover	Negro Black
368541		Blanco White
368543		Color Colour
368544		Lacado Inox Inox powder coating
368545		Plata claro Light silver
368546		Plata oscuro Dark silver
368547		7016CM 7016CM
368548		9010CM 9010CM
OBS.	Válida para perfiles Cor-8564 + Cor-8565, Cor-8566 ó Cor-8567 Valid for profiles Cor-8564 + Cor-8565, Cor-8566 or Cor-8567	

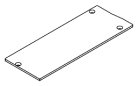

REF.	DESCRIPCIÓN DESCRIPTION	COLOR COLOUR
348562	Tapa derecha Cor-8552 + Cor-8551 Cor-8552 + Cor-8551 right cover	Negro Black
348561		Blanco White
348563		Color Colour
348564		Lacado Inox Inox powder coating
348565		Plata claro Light silver
348566		Plata oscuro Dark silver
348567		7016CM 7016CM
348568		9010CM 9010CM
OBS.	Válida para montaje a canto de forjado Valid for assembly on slab edge	

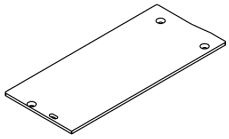

REF.	DESCRIPCIÓN DESCRIPTION	COLOR COLOUR
378522	Tapa derecha Cor-8552 + Cor-8571 Right cover Cor-8552 + Cor-8571	Negro Black
378521		Blanco White
378523		Color Colour
378524		Lacado Inox Inox powder coating
378525		Plata claro Light silver
378526		Plata oscuro Dark silver
378527		7016CM 7016CM
378528		9010CM 9010CM
OBS.	Válida para montaje a canto de forjado Valid for assembly on slab edge	

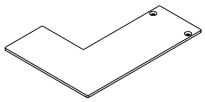

REF.	DESCRIPCIÓN DESCRIPTION	COLOR COLOUR
358552	Tapa derecha Cor-8555 Cor-8555 right cover	Negro Black
358551		Blanco White
358553		Color Colour
358554		Lacado Inox Inox powder coating
358555		Plata claro Light silver
358556		Plata oscuro Dark silver
358557		7016CM 7016CM
358558		9010CM 9010CM
OBS.	Válida para montaje sobre forjado Valid for assembly over slab	

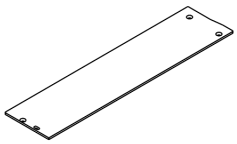

REF.	DESCRIPCIÓN DESCRIPTION	COLOR COLOUR
378542	Tapa derecha Cor-8567 + Cor-8574 + Cor-8576 Right cover Cor-8567 + Cor-8574 + Cor-8576	Negro Black
378541		Blanco White
378543		Color Colour
378544		Lacado Inox Inox powder coating
378545		Plata claro Light silver
378546		Plata oscuro Dark silver
378547		7016CM 7016CM
378548		9010CM 9010CM
OBS.	Válida para montaje a canto de forjado enrasada Valid for assembly on flush slab edge	

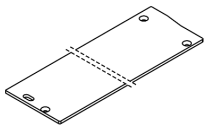

REF.	DESCRIPCIÓN DESCRIPTION	COLOR COLOUR
368552	Tapa izquierda Left cover	Negro Black
368551		Blanco White
368553		Color Colour
368554		Lacado Inox Inox powder coating
368555		Plata claro Light silver
368556		Plata oscuro Dark silver
368557		7016CM 7016CM
368558		9010CM 9010CM
OBS.	Válida para perfiles Cor-8564 + Cor-8565, Cor-8566 ó Cor-8567 Valid for profiles Cor-8564 + Cor-8565, Cor-8566 or Cor-8567	

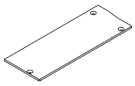

REF.	DESCRIPCIÓN DESCRIPTION	COLOR COLOUR
348572	Tapa izquierda Cor-8552 + Cor-8551 Cor-8552 + Cor-8551 left cover	Negro Black
348571		Blanco White
348573		Color Colour
348574		Lacado Inox Inox powder coating
348575		Plata claro Light silver
348576		Plata oscuro Dark silver
348577		7016CM 7016CM
348578		9010CM 9010CM
OBS.	Válida para montaje a canto de forjado Valid for assembly on slab edge	

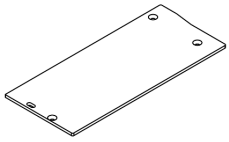

REF.	DESCRIPCIÓN DESCRIPTION	COLOR COLOUR
378532	Tapa izquierda Cor-8552 + Cor-8571 + Cor-8571 Left cover Cor-8552 + Cor-8571 + Cor-8571	Negro Black
378531		Blanco White
378533		Color Colour
378534		Lacado Inox Inox powder coating
378535		Plata claro Light silver
378536		Plata oscuro Dark silver
378537		7016CM 7016CM
378538		9010CM 9010CM

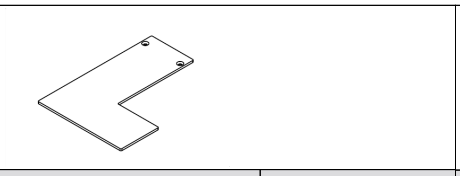

REF.	DESCRIPCIÓN DESCRIPTION	COLOR COLOUR
358562	Tapa izquierda Cor-8555 Cor-8555 left cover	Negro Black
358561		Blanco White
358563		Color Colour
358564		Lacado Inox Inox powder coating
358565		Plata claro Light silver
358566		Plata oscuro Dark silver
358567		7016CM 7016CM
358568		9010CM 9010CM
OBS.	Válida para montaje sobre forjado Valid for assembly over slab	

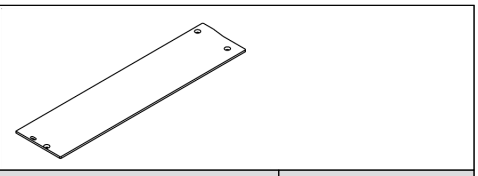

REF.	DESCRIPCIÓN DESCRIPTION	COLOR COLOUR
378552	Tapa izquierda Cor-8567 + Cor-8574 + Cor-8576 Left cover Cor-8567 + Cor-8574 + Cor-8576	Negro Black
378551		Blanco White
378553		Color Colour
378554		Lacado Inox Inox powder coating
378555		Plata claro Light silver
378556		Plata oscuro Dark silver
378557		7016CM 7016CM
378558		9010CM 9010CM
OBS.	Válida para montaje a canto de forjado enrasada Valid for assembly on flush slab edge	

TORNILLERÍA SCREWS

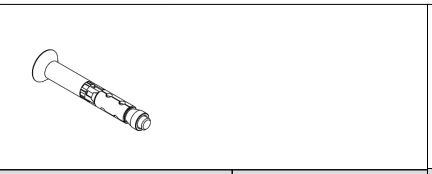

REF.	DESCRIPCIÓN DESCRIPTION	COLOR COLOUR
348590	Tornillo anclaje a forjado Anchoring screw on slab	Sin color No colour

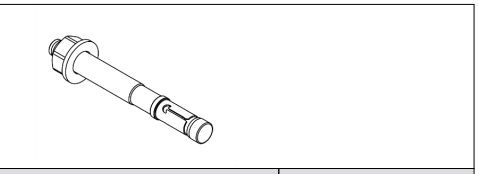

REF.	DESCRIPCIÓN DESCRIPTION	COLOR COLOUR
348592	Tornillo anclaje a forjado 3.0 kN Anchoring screw on slab 3.0 kN	Sin color No colour

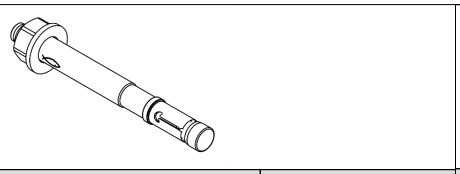

REF.	DESCRIPCIÓN DESCRIPTION	COLOR COLOUR
378592	Tornillo anclaje a forjado 3.0 kN con perfil de drenaje Anchoring screw on slab 3.0 kN with drainage profile	Sin color No colour

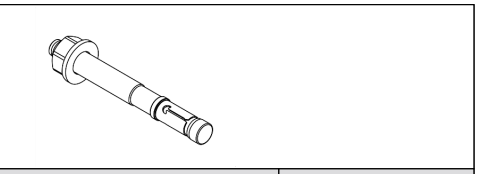

REF.	DESCRIPCIÓN DESCRIPTION	COLOR COLOUR
368592	Tornillo anclaje a forjado 3.0 kN para interiores Anchoring screw on slab 3.0 kN for interior	Sin color No colour
OBS.	Solo válido para barandillas colocadas en interiores Only valid for balustrade placed indoors	

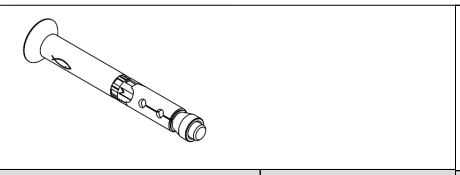

REF.	DESCRIPCIÓN DESCRIPTION	COLOR COLOUR
378590	Tornillo anclaje a forjado con perfil de drenaje Anchoring screw on slab with drainage profile	Sin color No colour

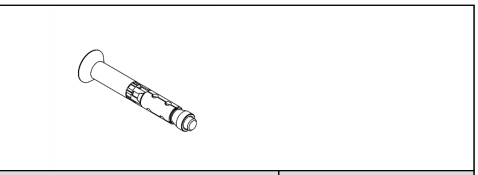

REF.	DESCRIPCIÓN DESCRIPTION	COLOR COLOUR
368590	Tornillo anclaje a forjado para interiores Anchoring screw on slab for interior	Sin color No colour
OBS.	Solo válido para barandillas colocadas en interiores Only valid for balustrade placed indoors	

REF.	DESCRIPCIÓN DESCRIPTION	COLOR COLOUR
822919	Tornillos DIN7982 ∅2,9x19 Screws DIN7982 ∅2,9x19	Sin color No colour

VARIOS VARIOUS

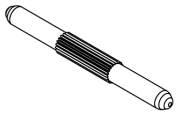

REF.	DESCRIPCIÓN DESCRIPTION	COLOR COLOUR	REF.	DESCRIPCIÓN DESCRIPTION	COLOR COLOUR
348595	Bulón alineamiento Alignment bolt	Sin color No colour	348510	Calzo barandilla para vidrio de 12.76 mm Balustrade wedge for 12,76 mm glass	Sin color No colour

REF.	DESCRIPCIÓN DESCRIPTION	COLOR COLOUR	REF.	DESCRIPCIÓN DESCRIPTION	COLOR COLOUR
348512	Calzo barandilla para vidrio de 13.52 mm Balustrade wedge for 13,52 mm glass	Sin color No colour	348514	Calzo barandilla para vidrio de 16.76 mm Balustrade wedge for 16,76 mm glass	Sin color No colour

REF.	DESCRIPCIÓN DESCRIPTION	COLOR COLOUR	REF.	DESCRIPCIÓN DESCRIPTION	COLOR COLOUR
348516	Calzo barandilla para vidrio de 17.52 mm Balustrade wedge for 17,52 mm glass	Sin color No colour	348518	Calzo barandilla para vidrio de 20.76 mm Balustrade wedge for 20,76 mm glass	Sin color No colour

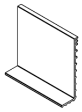

REF.	DESCRIPCIÓN DESCRIPTION	COLOR COLOUR	REF.	DESCRIPCIÓN DESCRIPTION	COLOR COLOUR
348520	Calzo barandilla para vidrio de 21.52 mm Balustrade wedge for 21,52 mm glass	Sin color No colour	348521	Calzo exterior barandilla Balustrade outside wedge	Sin color No colour

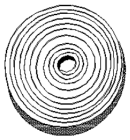

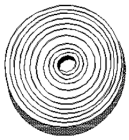

REF.	DESCRIPCIÓN DESCRIPTION	COLOR COLOUR	REF.	DESCRIPCIÓN DESCRIPTION	COLOR COLOUR
368561	Cinta pegado remate 10.10 Finishing adhesive tape 10.10	Sin color No colour	368563	Cinta pegado remate 6.6 Finishing adhesive tape 6.6	Sin color No colour

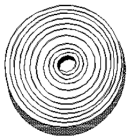			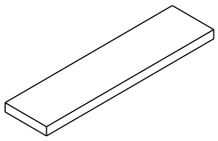		
REF.	**DESCRIPCIÓN** DESCRIPTION	**COLOR** COLOUR	**REF.**	**DESCRIPCIÓN** DESCRIPTION	**COLOR** COLOUR
368562	Cinta pegado remate 8.8 Finishing adhesive tape 8.8	Sin color No colour	358530	Espuma separadora vidrios Glass divider foam	Sin color No colour

BARANDILLA VIEW CRYSTAL / VIEW CRYSTAL PLUS
VIEW CRYSTAL / VIEW CRYSTAL PLUS BALUSTRADE

5. NUDOS CONSTRUCTIVOS
5. CONSTRUCTIVE SECTIONS

IMPORTANTE

CORTIZO SISTEMAS, S.A. se reserva el derecho de modificar o eliminar cualquiera de sus perfiles, accesorios o juntas del sistema sin previo aviso.

CORTIZO SISTEMAS, S.A. no se hace responsable de las posibles erratas tipográficas de este catálogo y recomienda encarecidamente al cliente que, antes de la formalización de cualquier pedido, verifique que las referencias aparecidas en el mismo son las correctas.

IMPORTANT

CORTIZO SISTEMAS, S.A. reserves the right to modify or remove any of its system profiles, accessories or gaskets without prior notification.

CORTIZO SISTEMAS, S.A. will not be responsible for any possible typographical errors in this catalogue and strongly recommends to the client that, before formalising any order, to check that the references that appear in this catalogue are correct.

BARANDILLA VIEW CRYSTAL - VIEW CRYSTAL PLUS
Nudos constructivos

VIEW CRYSTAL - VIEW CRYSTAL PLUS BALUSTRADE
Constructive sections

E 1:1

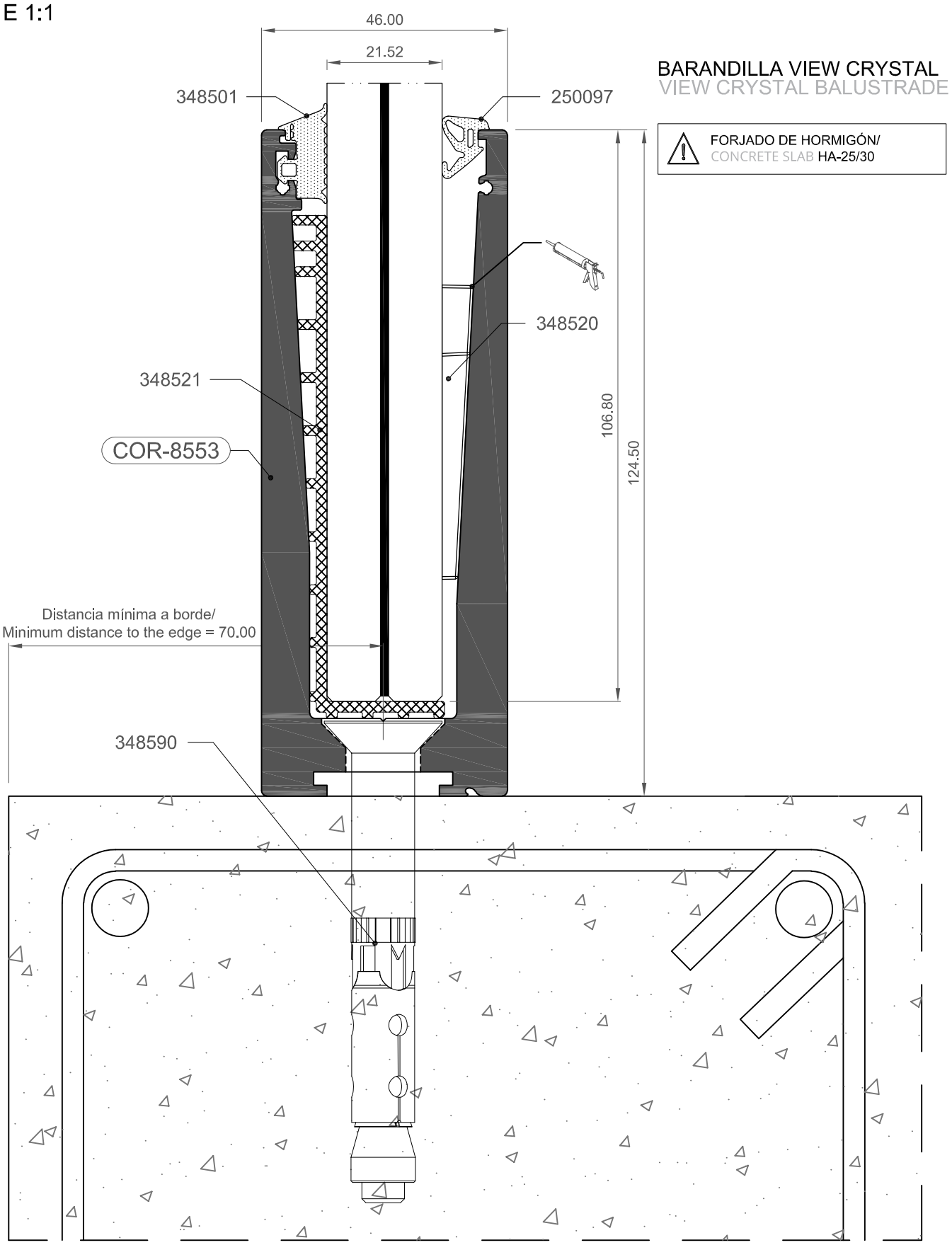

BARANDILLA VIEW CRYSTAL - VIEW CRYSTAL PLUS
Nudos constructivos

VIEW CRYSTAL - VIEW CRYSTAL PLUS BALUSTRADE
Constructive sections

E 1:1

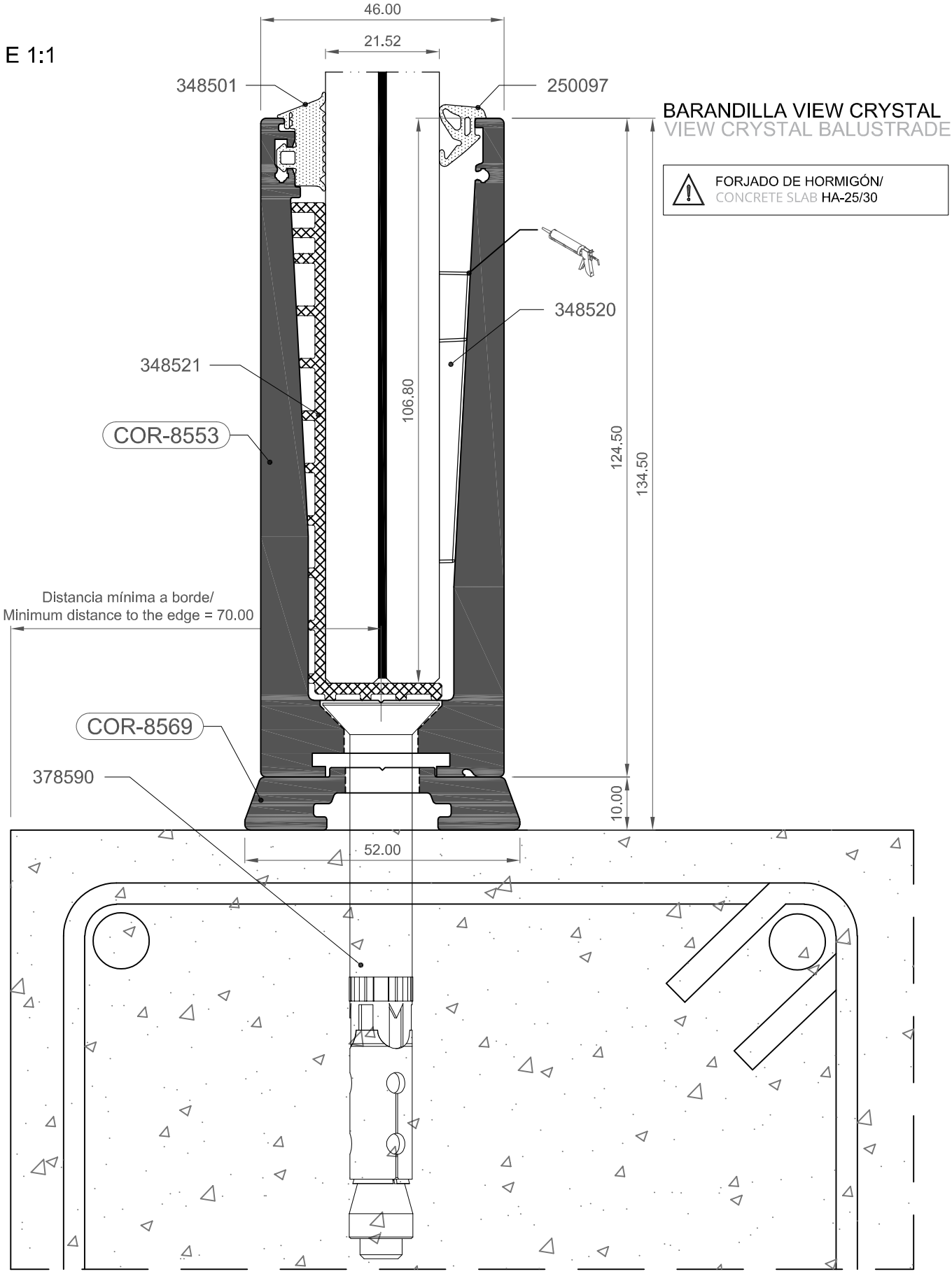

BARANDILLA VIEW CRYSTAL - VIEW CRYSTAL PLUS
Nudos constructivos

VIEW CRYSTAL - VIEW CRYSTAL PLUS BALUSTRADE
Constructive sections

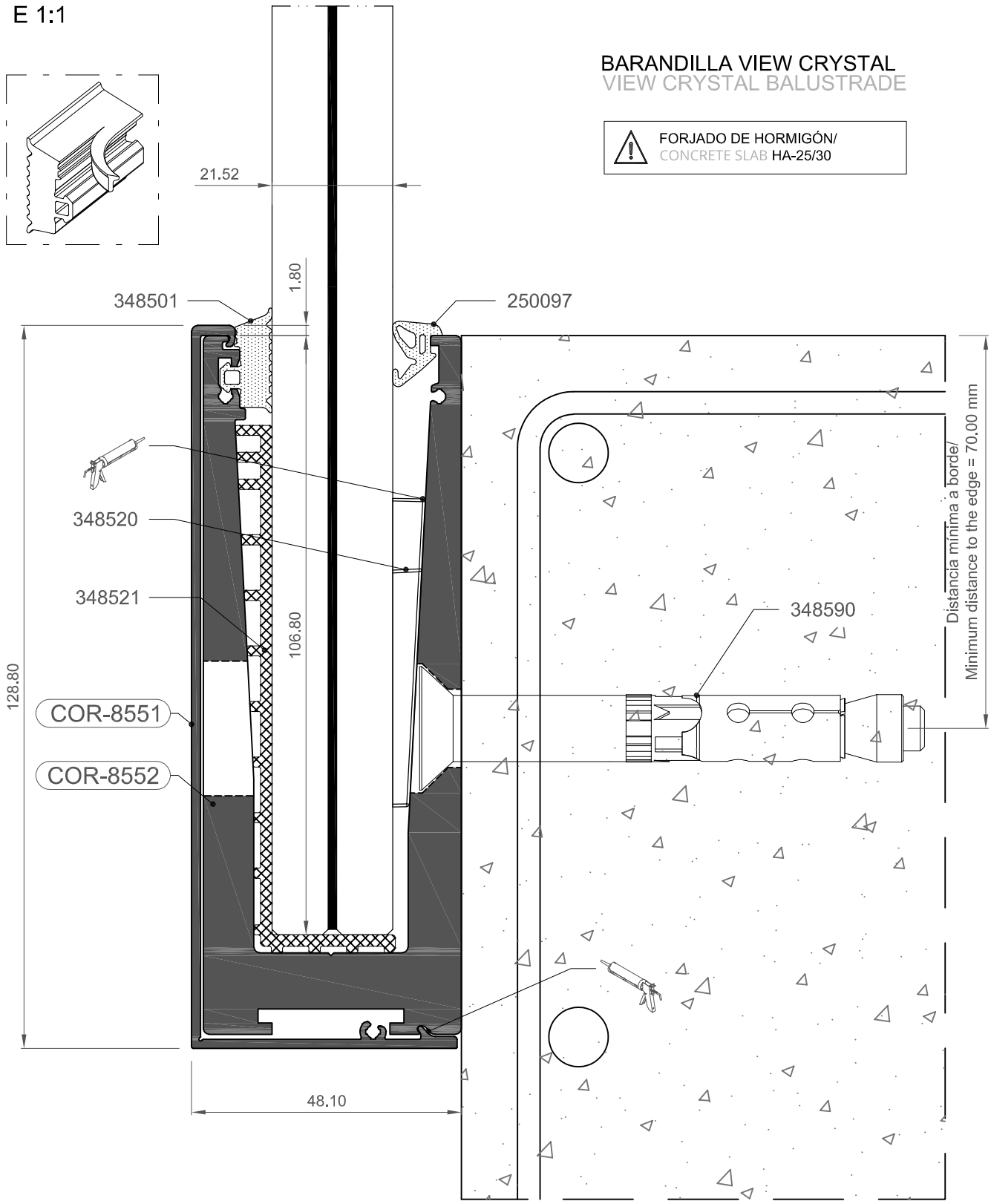

BARANDILLA VIEW CRYSTAL - VIEW CRYSTAL PLUS
Nudos constructivos

VIEW CRYSTAL - VIEW CRYSTAL PLUS BALUSTRADE
Constructive sections

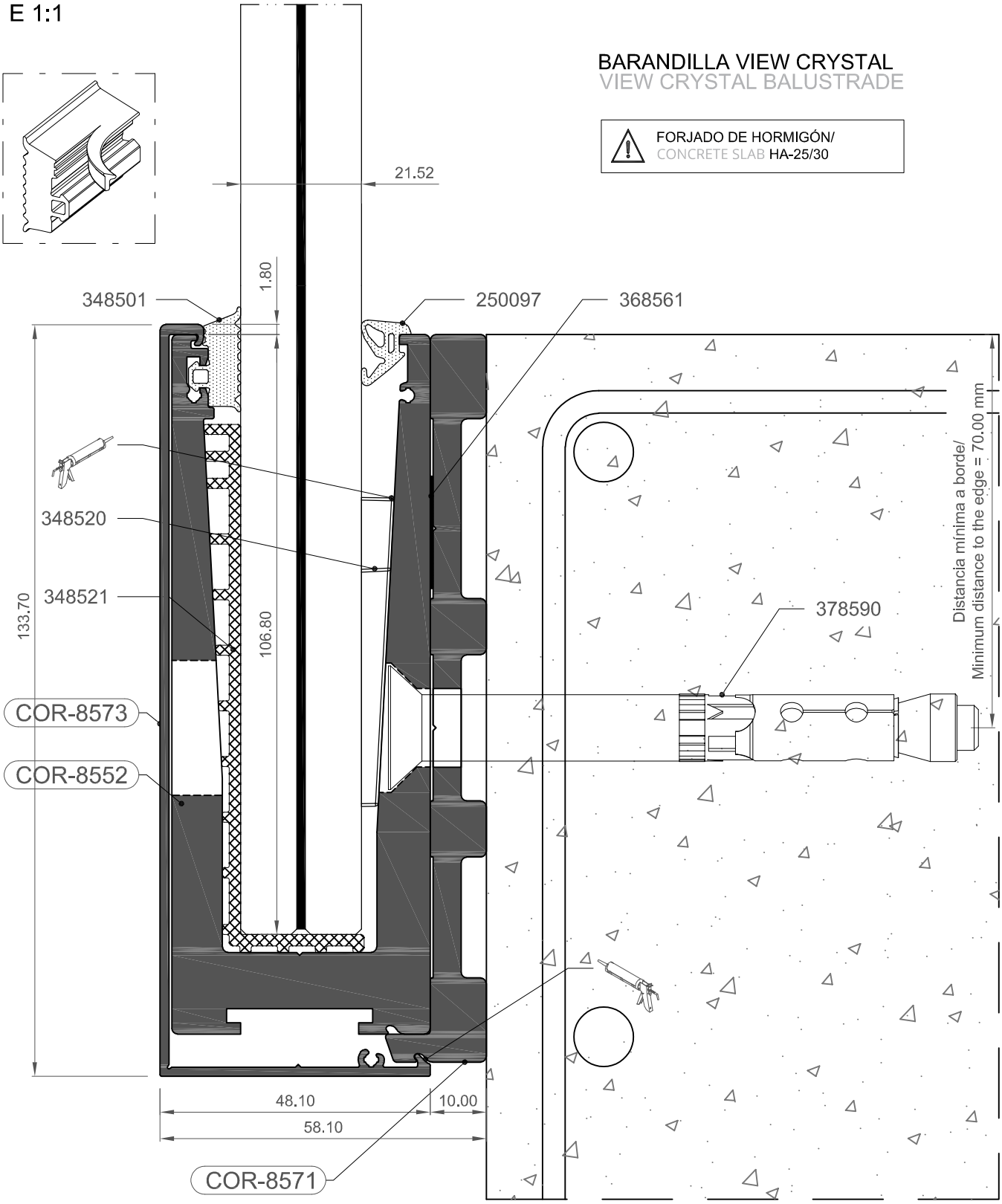

E 1:2

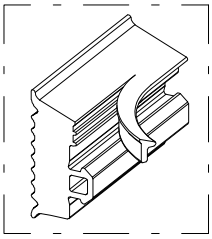

BARANDILLA VIEW CRYSTAL
VIEW CRYSTAL BALUSTRADE

FORJADO DE HORMIGÓN/
CONCRETE SLAB HA-25/30

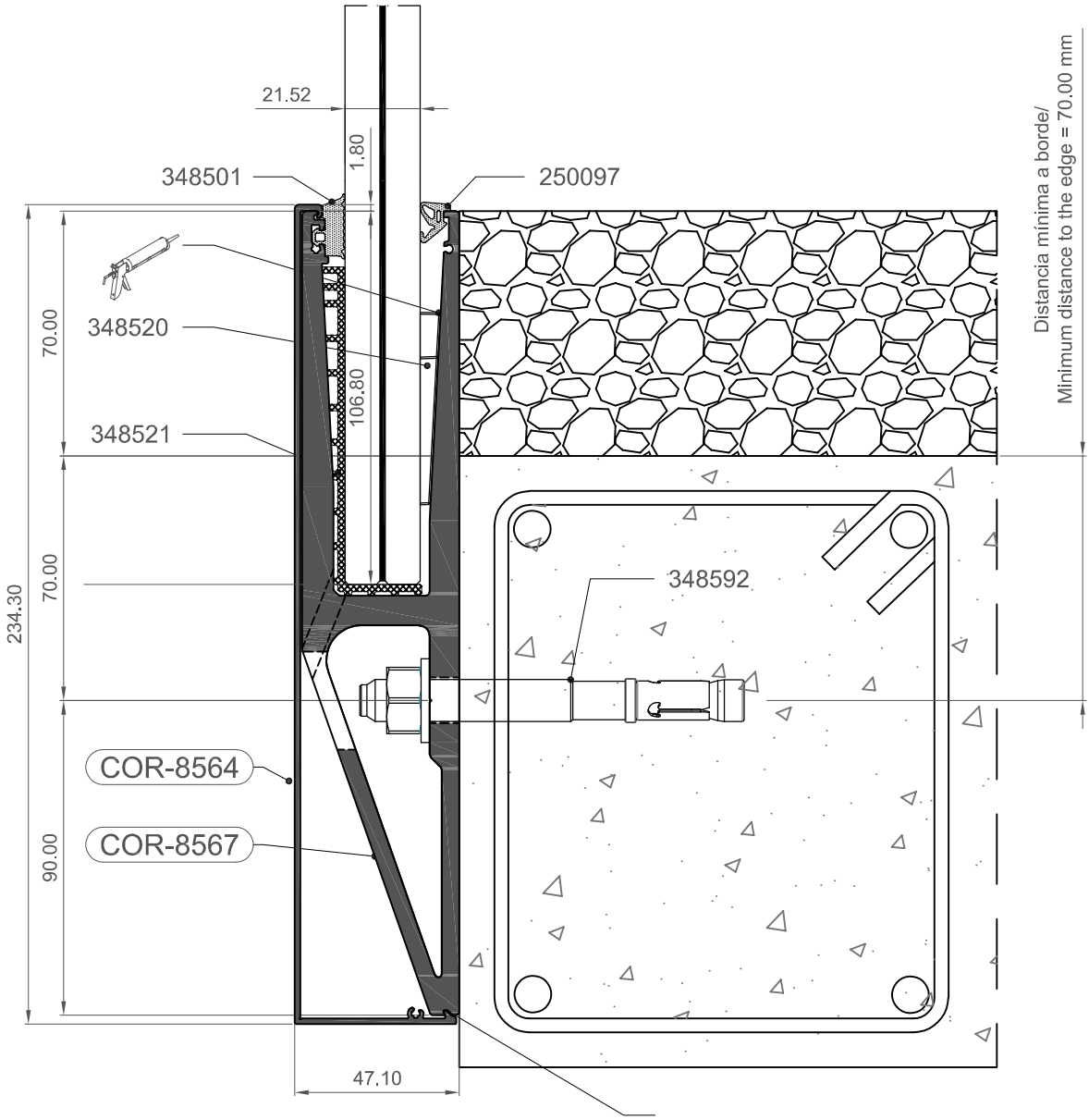

E 1:2

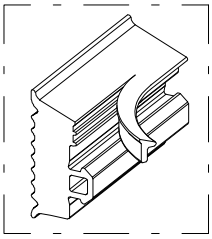

BARANDILLA VIEW CRYSTAL
VIEW CRYSTAL BALUSTRADE

FORJADO DE HORMIGÓN/
CONCRETE SLAB HA-25/30

250097
368563
701515
21.52
1.80
348501
348520
348521
70.00
106.80
70.00
239.20
378592
COR-8576
COR-8567
90.00
368561
5.00
47.10
10.24
57.10
COR-8574
Distancia mínima a borde/
Minimum distance to the edge = 70.00 mm

E 1:1

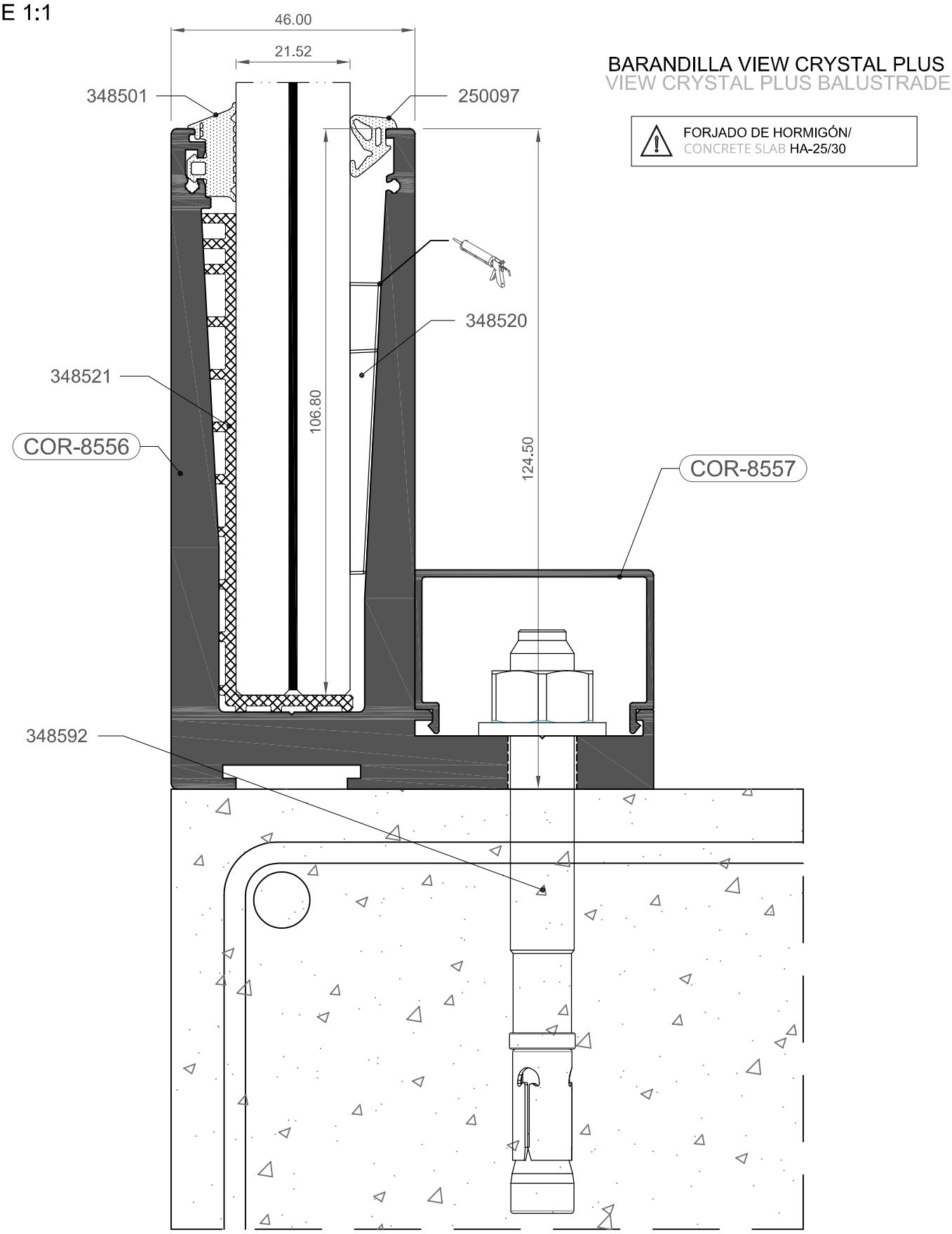
46.00
21.52
348501
250097
BARANDILLA VIEW CRYSTAL PLUS
VIEW CRYSTAL PLUS BALUSTRADE
FORJADO DE HORMIGÓN/
CONCRETE SLAB HA-25/30
348520
348521
106.80
124.50
COR-8556
COR-8557
348592

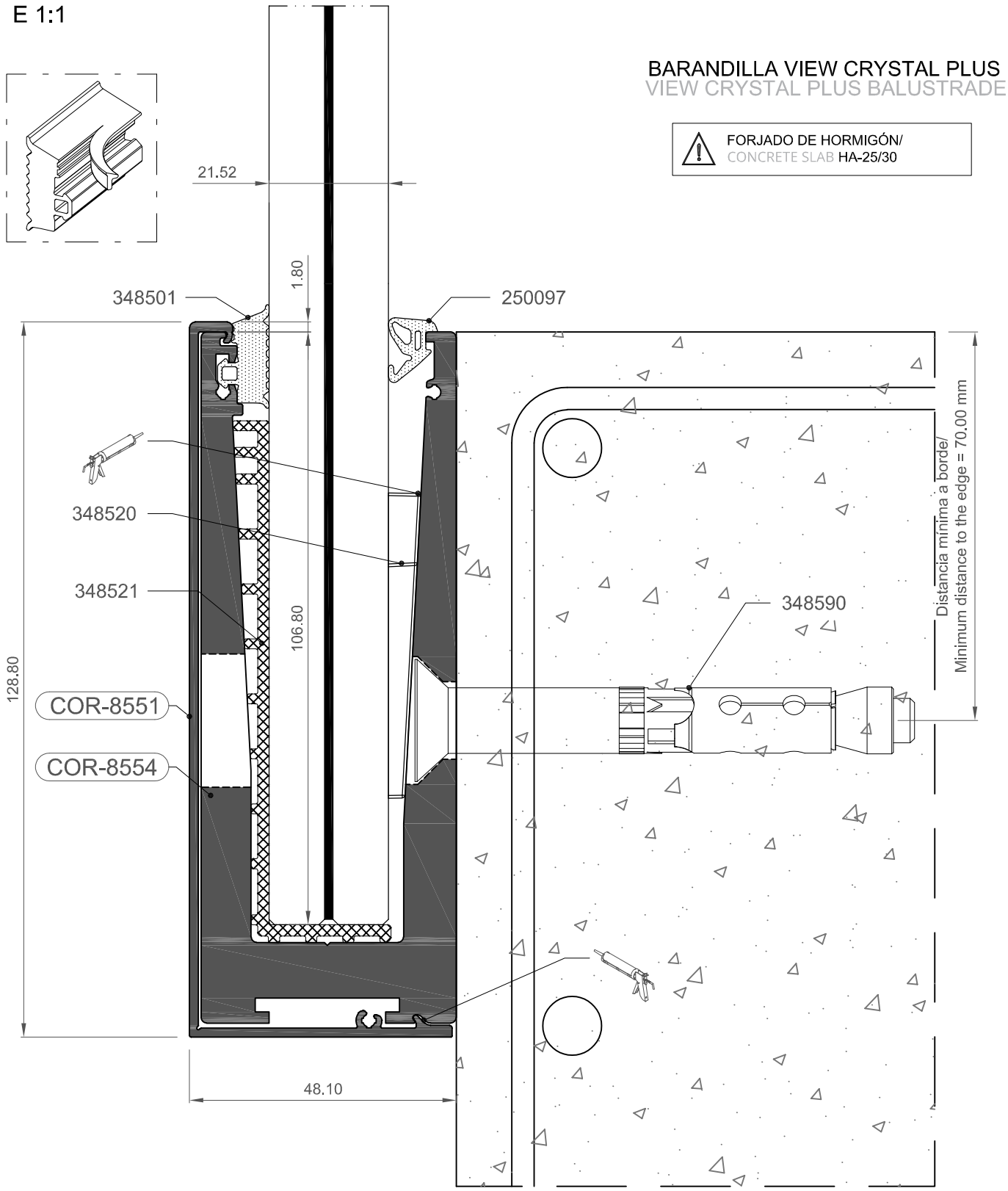
E 1:1
BARANDILLA VIEW CRYSTAL PLUS
VIEW CRYSTAL PLUS BALUSTRADE
FORJADO DE HORMIGÓN/
CONCRETE SLAB HA-25/30
21.52
1.80
348501
250097
348520
348521
106.80
128.80
COR-8551
COR-8554
348590
Distancia mínima a borde/
Minimum distance to the edge = 70.00 mm
48.10

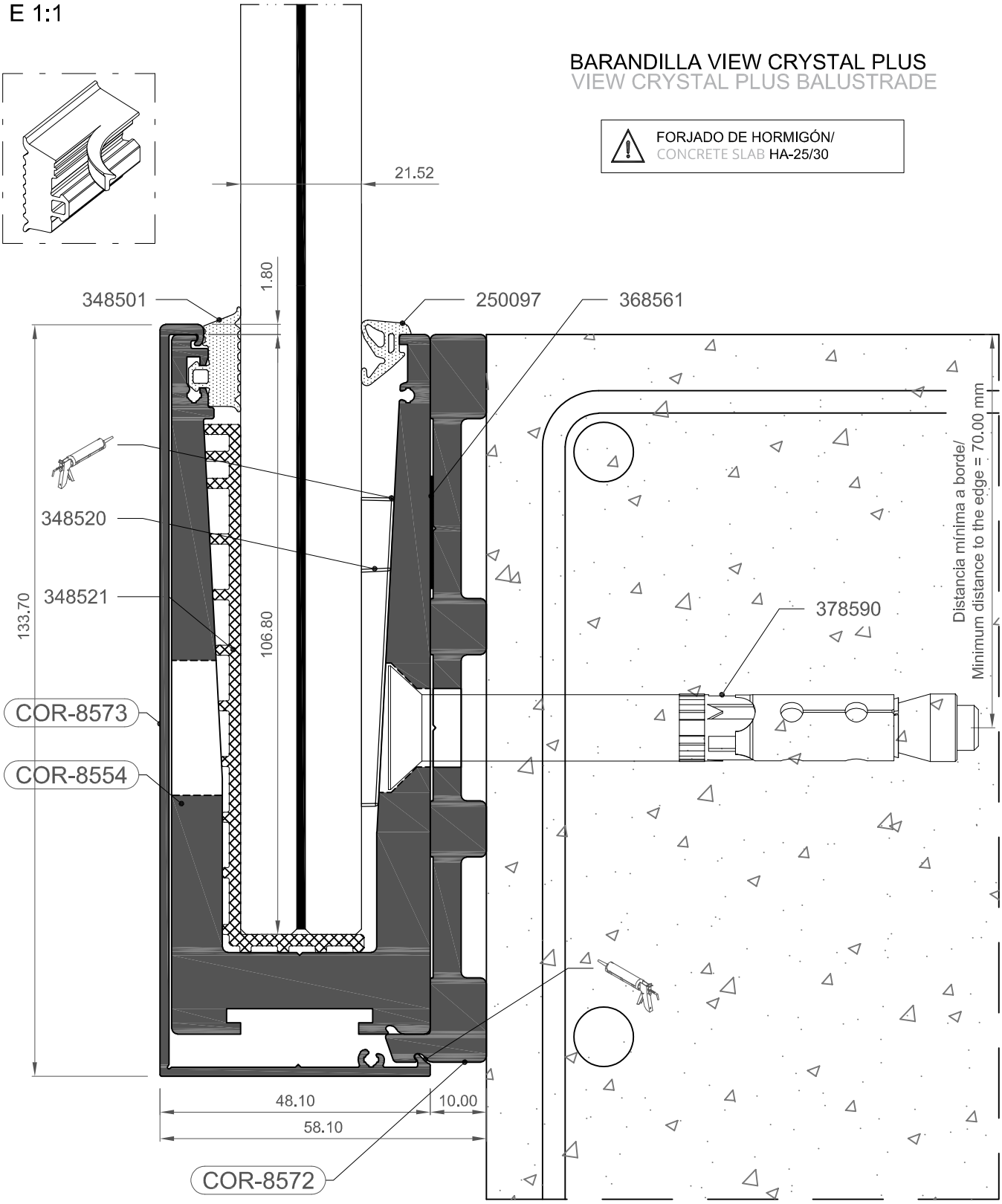
E 1:1
BARANDILLA VIEW CRYSTAL PLUS
VIEW CRYSTAL PLUS BALUSTRADE
FORJADO DE HORMIGÓN/
CONCRETE SLAB HA-25/30
21.52
1.80
348501
250097
368561
348520
348521
133.70
106.80
378590
Distancia mínima a borde/
Minimum distance to the edge = 70.00 mm
COR-8573
COR-8554
48.10
10.00
58.10
COR-8572

E 1:2

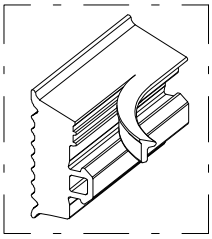

BARANDILLA VIEW CRYSTAL PLUS
VIEW CRYSTAL PLUS BALUSTRADE

FORJADO DE HORMIGÓN/
CONCRETE SLAB HA-25/30

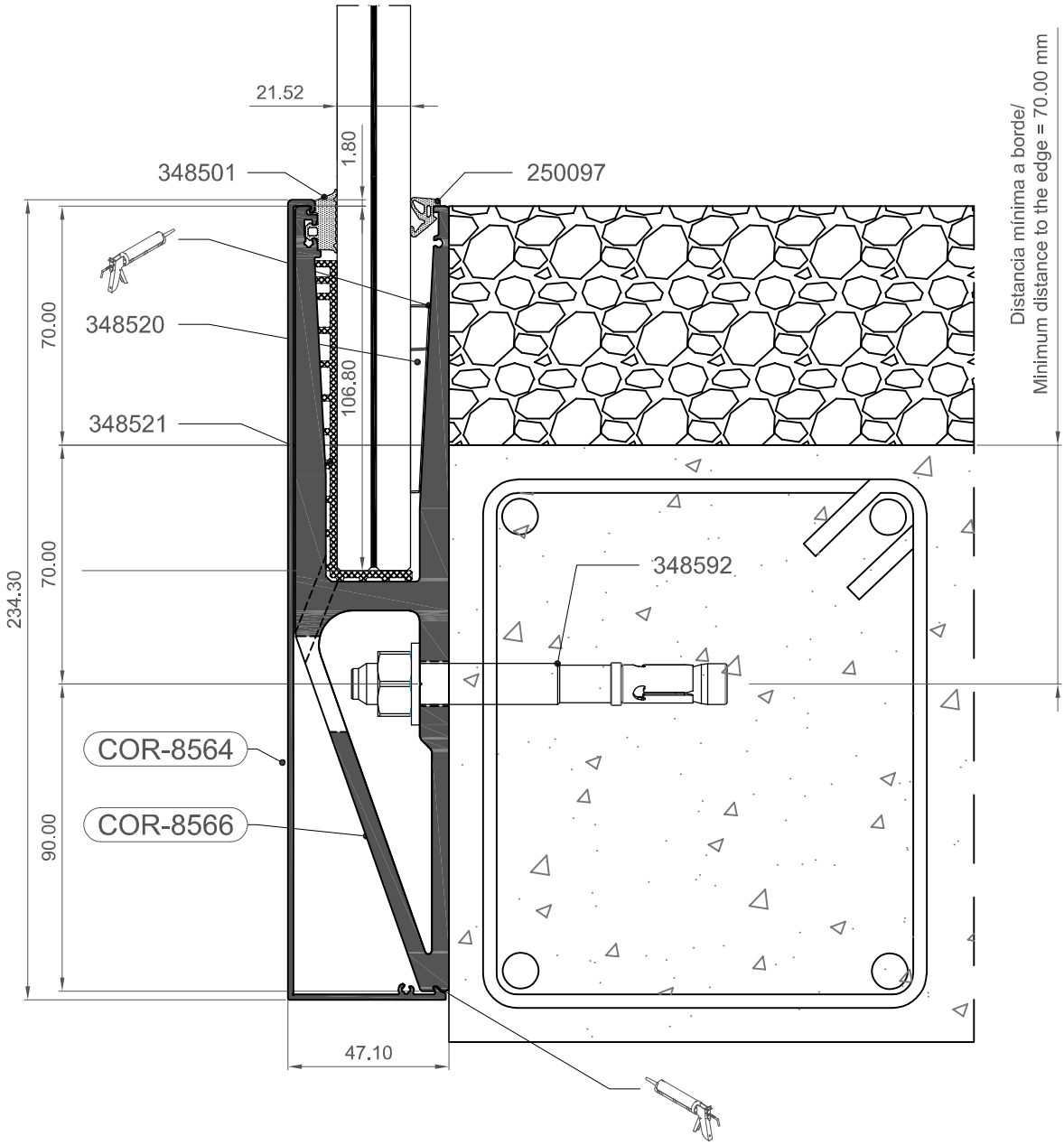

E 1:2

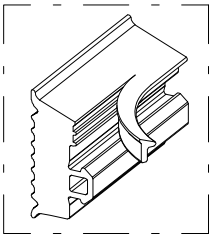

BARANDILLA VIEW CRYSTAL PLUS
VIEW CRYSTAL PLUS BALUSTRADE

FORJADO DE HORMIGÓN/
CONCRETE SLAB HA-25/30

250097
368563
701515
348501
348520
348521
378592
COR-8576
COR-8566
368561
COR-8575
21.52
1.80
106.80
70.00
70.00
90.00
239.20
5.00
47.10
57.10
10.00
Distancia mínima a borde/
Minimum distance to the edge = 70.00 mm

BARANDILLA VIEW CRYSTAL / VIEW CRYSTAL PLUS
VIEW CRYSTAL / VIEW CRYSTAL PLUS BALUSTRADE

6. ACRISTALAMIENTO
6. GLAZING

IMPORTANTE

CORTIZO SISTEMAS, S.A. se reserva el derecho de modificar o eliminar cualquiera de sus perfiles, accesorios o juntas del sistema sin previo aviso.

CORTIZO SISTEMAS, S.A. no se hace responsable de las posibles erratas tipográficas de este catálogo y recomienda encarecidamente al cliente que, antes de la formalización de cualquier pedido, verifique que las referencias aparecidas en el mismo son las correctas.

IMPORTANT

CORTIZO SISTEMAS, S.A. reserves the right to modify or remove any of its system profiles, accessories or gaskets without prior notification.

CORTIZO SISTEMAS, S.A. will not be responsible for any possible typographical errors in this catalogue and strongly recommends to the client that, before formalising any order, to check that the references that appear in this catalogue are correct.

TABLA DE ACRISTALAMIENTO / GLAZING TABLES						
VIDRIO / GLASS	JUNTA EXT./ OUTSIDE GASKET	CALZO EXTERIOR/ OUTSIDE WEDGE		JUNTA INT./ INSIDE GASKET	CALZO INTERIOR/ INSIDE WEDGE	
COMPOSICIÓN / COMPOSITION	REF.	REF.	CANTIDAD/ AMOUNT	REF.	REF.	CANTIDAD/ AMOUNT
10 - 1.52 - 10	348501	348521	1 cada/every 250 mm	250097	348520	1 cada/every 250 mm
10 - 1.14 - 10				250097	348520	
10 - 0.76 - 10				250097	348518	
10 - 0.38 - 10				250097	348518	
8 - 1.52 - 8	348501	348521	1 cada/every 250 mm	348502	348516	1 cada/every 250 mm
8 - 1.14 - 8				348502	348516	
8 - 0.76 - 8				348502	348514	
8 - 0.38 - 8				348502	348514	
6 - 1.52 - 6	348501	348521	1 cada/every 250 mm	348503	348512	1 cada/every 250 mm
6 - 1.14 - 6				348503	348512	
6 - 0.76 - 6				348503	348510	
6 - 0.38 - 6				348503	348510	

VIDRIO/GLASS 10/10

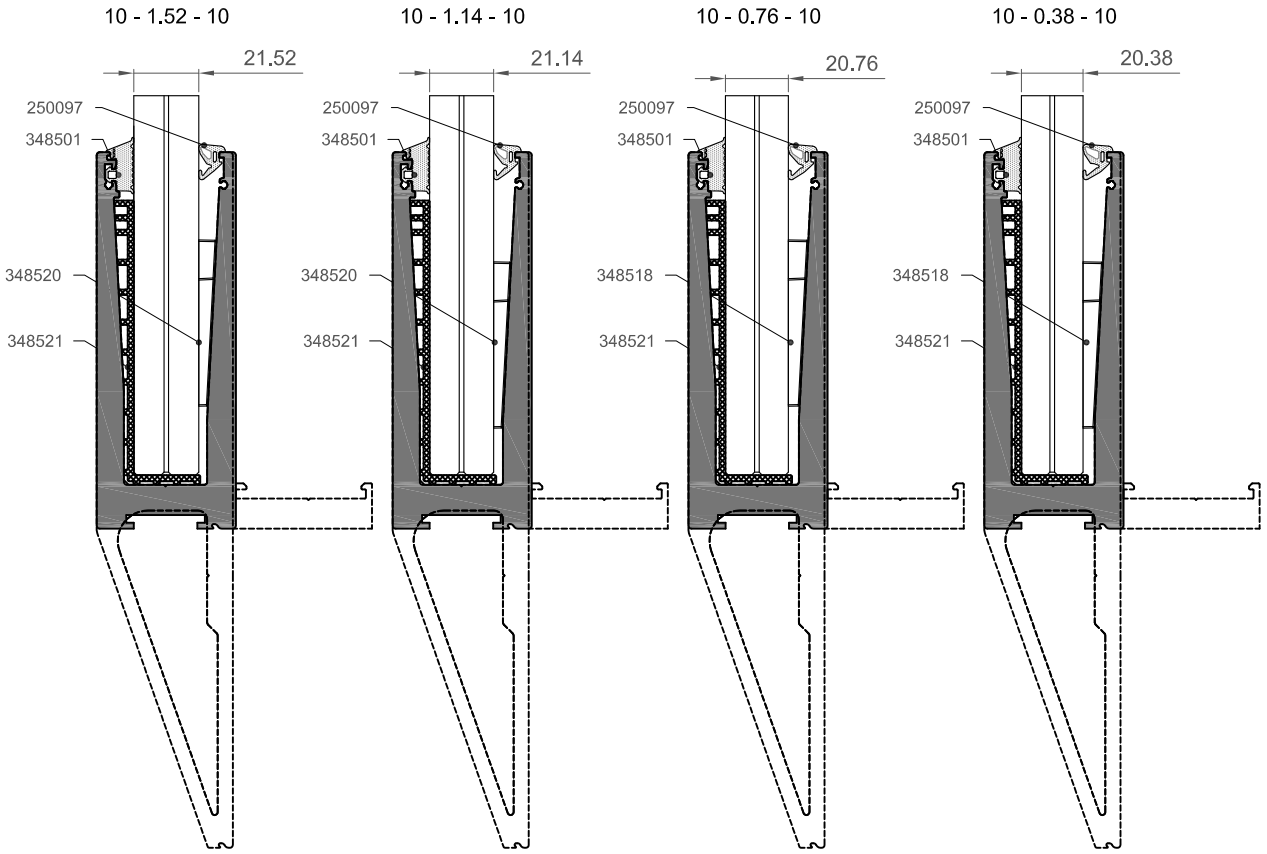

VIDRIO/GLASS 8/8

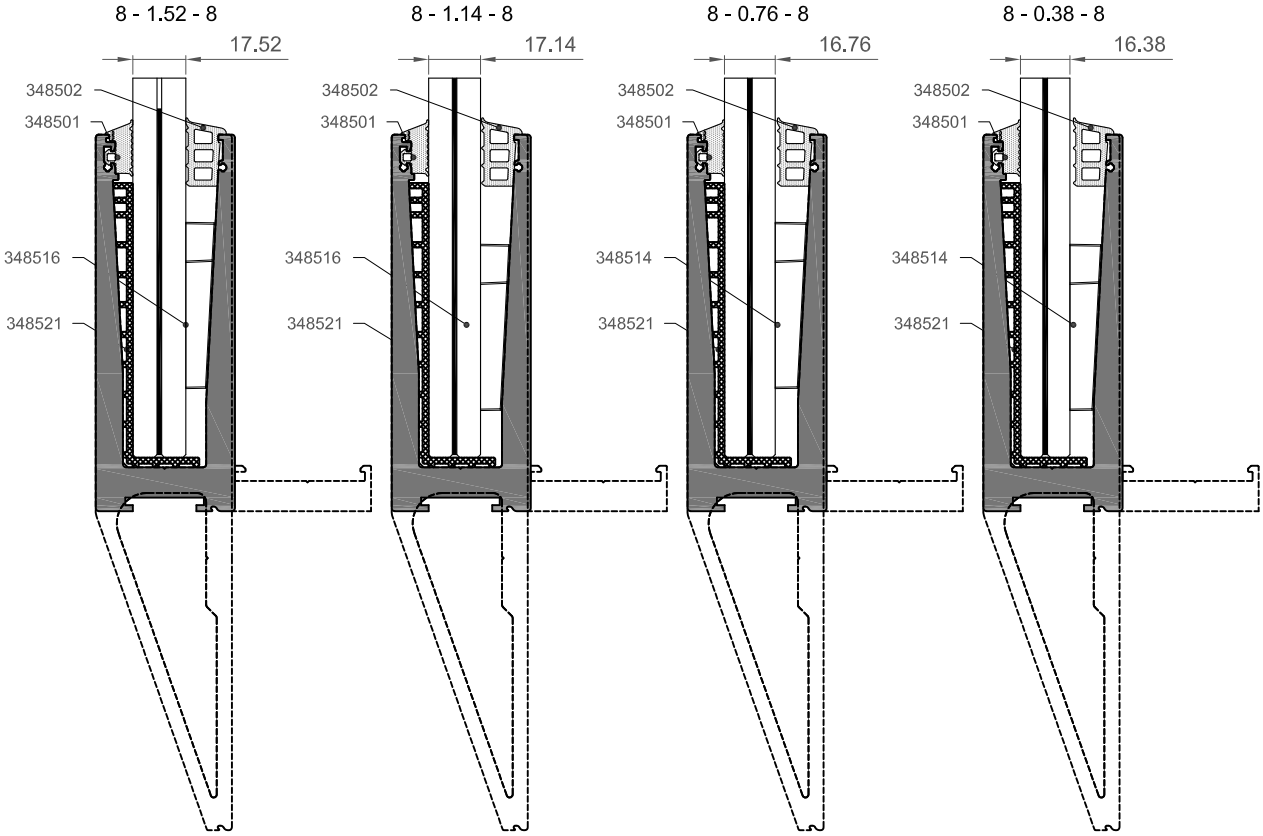

VIDRIO/GLASS 6/6

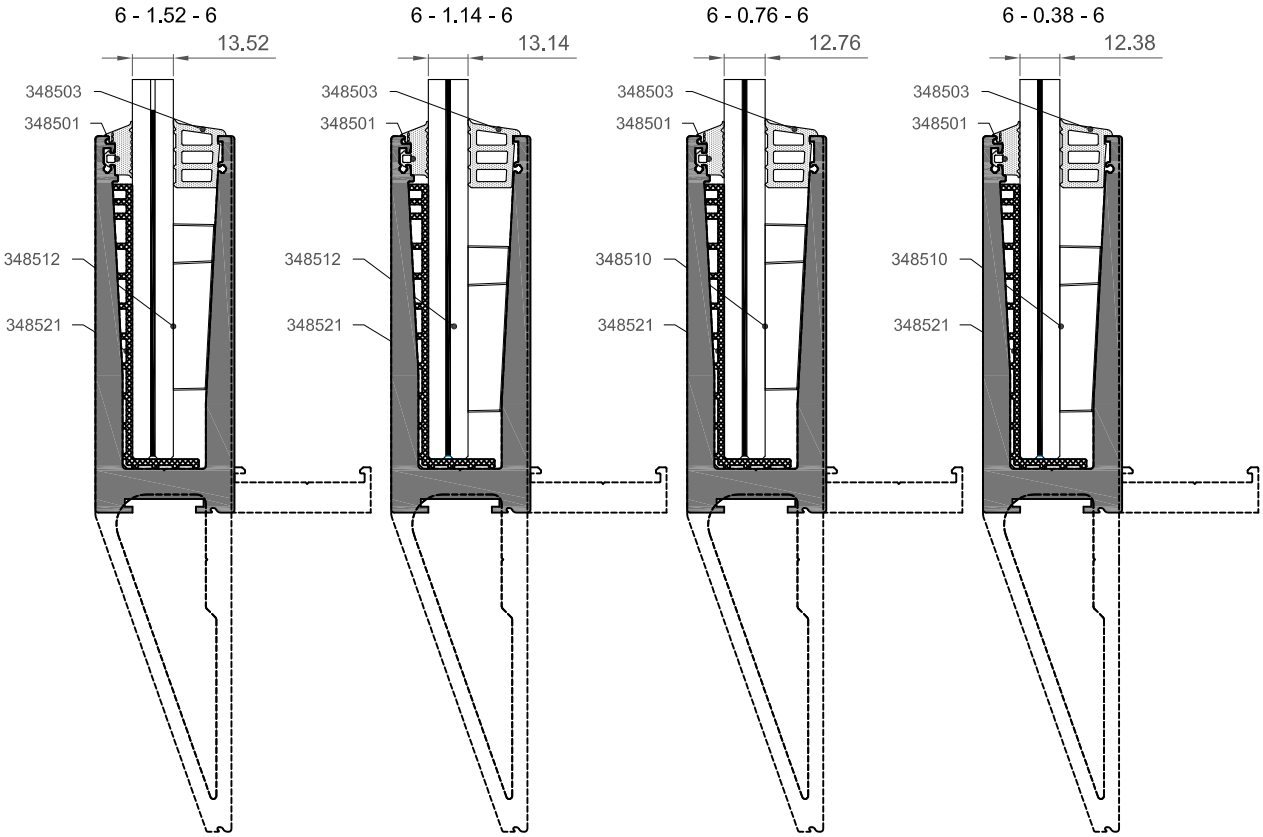

BARANDILLA VIEW CRYSTAL / VIEW CRYSTAL PLUS
VIEW CRYSTAL / VIEW CRYSTAL PLUS BALUSTRADE

7. SECCIONES DE DESPIECE
7. CUTTING PIECE SECTIONS

IMPORTANTE

CORTIZO SISTEMAS, S.A. se reserva el derecho de modificar o eliminar cualquiera de sus perfiles, accesorios o juntas del sistema sin previo aviso.

CORTIZO SISTEMAS, S.A. no se hace responsable de las posibles erratas tipográficas de este catálogo y recomienda encarecidamente al cliente que, antes de la formalización de cualquier pedido, verifique que las referencias aparecidas en el mismo son las correctas.

IMPORTANT

CORTIZO SISTEMAS, S.A. reserves the right to modify or remove any of its system profiles, accessories or gaskets without prior notification.

CORTIZO SISTEMAS, S.A. will not be responsible for any possible typographical errors in this catalogue and strongly recommends to the client that, before formalising any order, to check that the references that appear in this catalogue are correct.

SECCIÓN DESPIECE BARANDILLA VIEW CRYSTAL SOBRE FORJADO

VIEW CRYSTAL BALUSTRADE OVER SLAB CUTTING SECTION

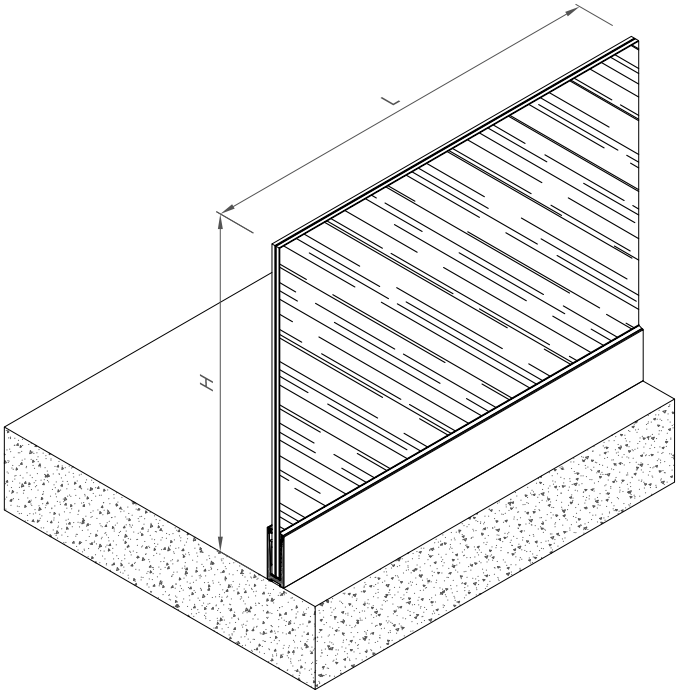

				mm
COR-8553			x 1	L

	348520	1+L/250
	348521	1+L/250
	348590	1+L/150
	348555	x2

	348501	L
	250097	L

	e=21.52mm	x 1	Hv = H-17.7

SECCIÓN DESPIECE BARANDILLA VIEW CRYSTAL A CANTO DE FORJADO

VIEW CRYSTAL BALUSTRADE ON SLAB EDGE CUTTING SECTION

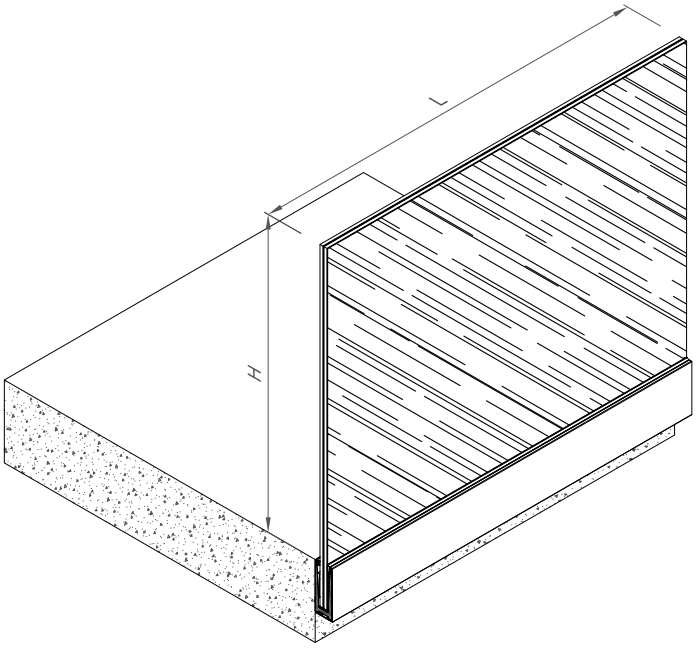

				mm
COR-8552			x 1	L
COR-8551			x 1	L

	348520	1+L/250
	348521	1+L/250
	348590	1+L/250
	348565	x 1
	348575	x 1

	348501	L
	250097	L

	e=21.52mm	x 1	Hv = H+106.8

SECCIÓN DESPIECE BARANDILLA VIEW CRYSTAL A CANTO DE FORJADO ENRASADA

VIEW CRYSTAL BALUSTRADE FLUSH ON SLAB EDGE CUTTING SECTION

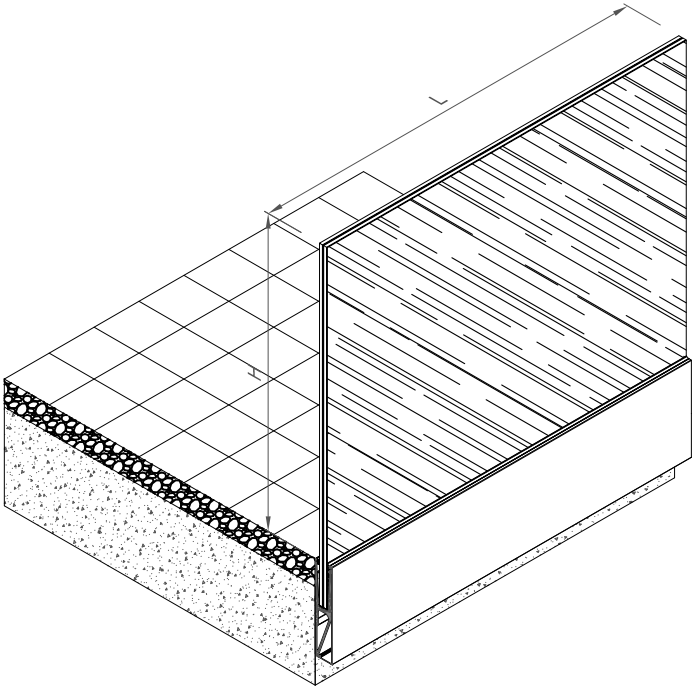

				mm
COR-8567			x 1	L
COR-8564			x 1	L

	348520	1+L/250
	348521	1+L/250
	348592	1+L/300
	368545	x 1
	368555	x 1

	348501	L
	250097	L

	e=21.52mm	x 1	Hv = H+106.8

SECCIÓN DESPIECE BARANDILLA VIEW CRYSTAL SOBRE FORJADO CON PERFIL DE DRENAJE

VIEW CRYSTAL BALUSTRADE OVER SLAB CUTTING SECTION WITH DRAINAGE PROFILE

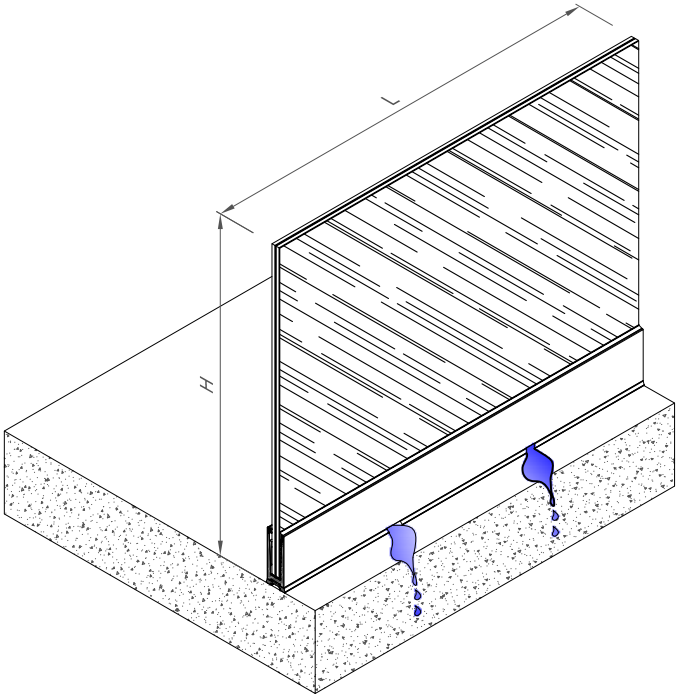

				mm
COR-8553			x 1	L
COR-8569			x 1	L

	348520	1+L/250
	348521	1+L/250
	378590	1+L/150
	378515	x2

	348501	L
	250097	L

	e=21.52mm	x 1	Hv = H-27.7

SECCIÓN DESPIECE BARANDILLA VIEW CRYSTAL A CANTO DE FORJADO CON PERFIL DE DRENAJE

VIEW CRYSTAL BALUSTRADE ON SLAB EDGE CUTTING SECTION WITH DRAINAGE PROFILE

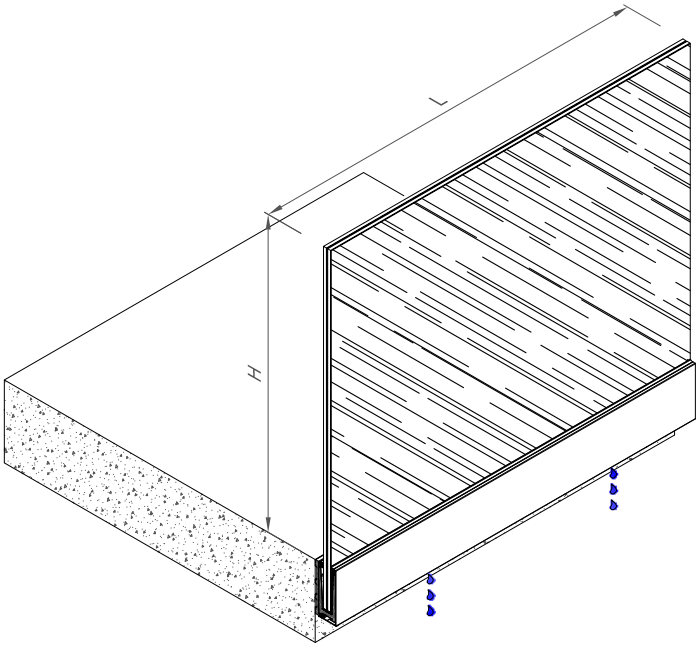

				mm
COR-8552			x 1	L
COR-8571			x 1	L
COR-8573			x 1	L

	348520	1+L/250
	348521	1+L/250
	378590	1+L/250
	378525	x 1
	378535	x 1

	348501	L
	250097	L

	e=21.52mm	x 1	Hv = H+106.8

SECCIÓN DESPIECE BARANDILLA VIEW CRYSTAL A CANTO DE FORJADO ENRASADA CON PERFIL DE DRENAJE

VIEW CRYSTAL BALUSTRADE FLUSH ON SLAB EDGE CUTTING SECTION WITH DRAINAGE PROFILE

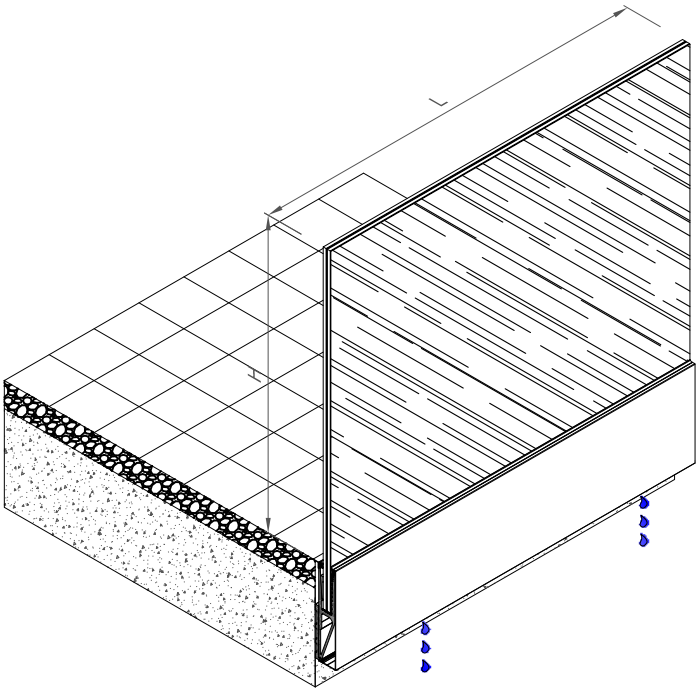

				mm
COR-8567			x 1	L
COR-8574			x 1	L
COR-8576			x 1	L
701515			x 1	L

	348520	1+L/250
	348521	1+L/250
	378592	1+L/300
	378545	x 1
	378555	x 1

	348501	L
	250097	L

	e=21.52mm	x 1	Hv = H+106.8

SECCIÓN DESPIECE BARANDILLA VIEW CRYSTAL PLUS SOBRE FORJADO

VIEW CRYSTAL PLUS BALUSTRADE OVER SLAB CUTTING SECTION

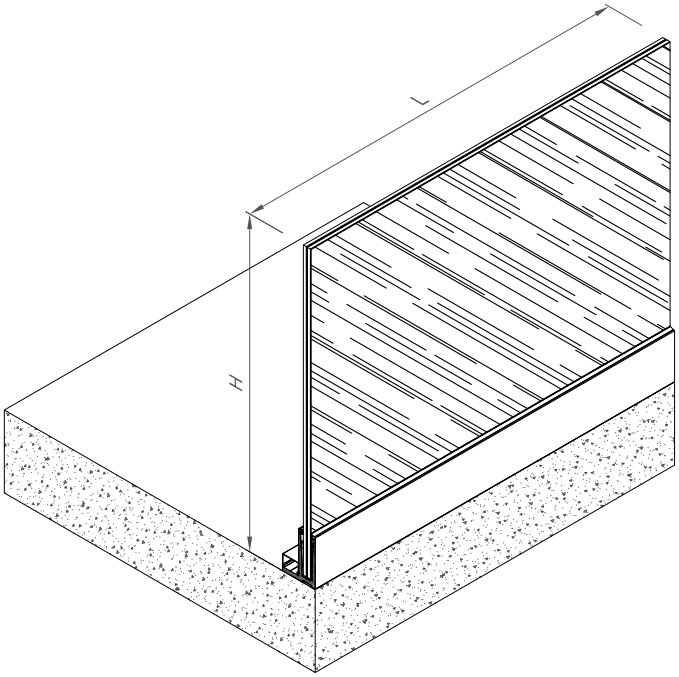

				mm
COR-8556			x 1	L
COR-8557			x 1	L

	348520	1+L/250
	348521	1+L/250
	348592	1+L/250
	358555	x1
	358565	x 1

	348501	L
	250097	L

	e=21.52mm	x 1	Hv = H-17.7

SECCIÓN DESPIECE BARANDILLA VIEW CRYSTAL PLUS A CANTO DE FORJADO

VIEW CRYSTAL PLUS BALUSTRADE ON SLAB EDGE CUTTING SECTION

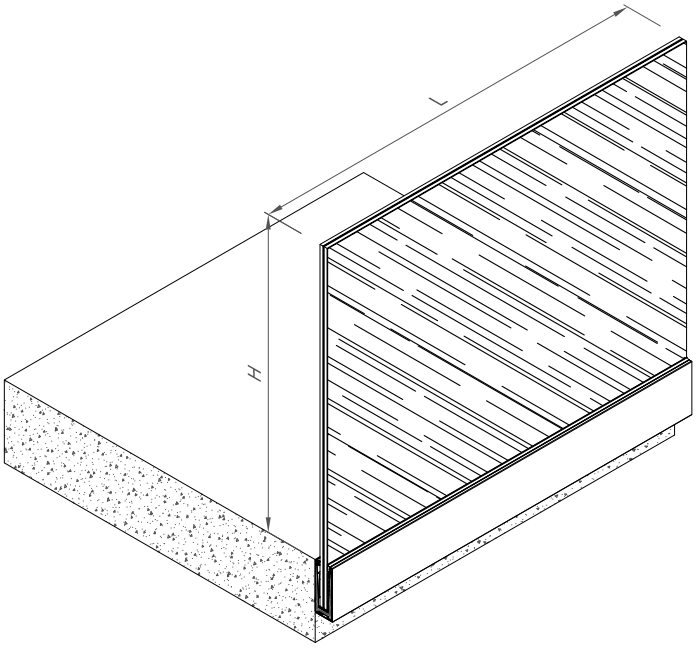

				mm
COR-8554			x 1	L
COR-8551			x 1	L

	348520	1+L/250
	348521	1+L/250
	348590	1+L/150
	348565	x 1
	348575	x 1

	348501	L
	250097	L

	e=21.52mm	x 1	Hv = H+106.8

SECCIÓN DESPIECE BARANDILLA VIEW CRYSTAL PLUS A CANTO DE FORJADO ENRASADA

VIEW CRYSTAL PLUS BALUSTRADE FLUSH ON SLAB EDGE CUTTING SECTION

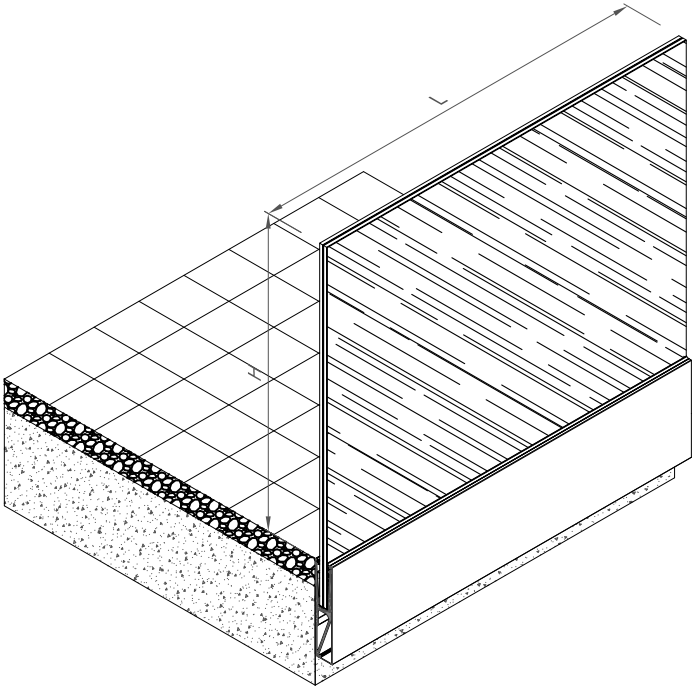

				mm
COR-8566			x 1	L
COR-8564			x 1	L

	348520	1+L/250
	348521	1+L/250
	348592	1+L/200
	368545	x 1
	368555	x 1

	348501	L
	250097	L

	e=21.52mm	x 1	Hv = H+106.8

SECCIÓN DESPIECE BARANDILLA VIEW CRYSTAL PLUS A CANTO DE FORJADO CON PERFIL DE DRENAJE

VIEW CRYSTAL PLUS BALUSTRADE ON SLAB EDGE CUTTING SECTION WITH DRAINAGE PROFILE

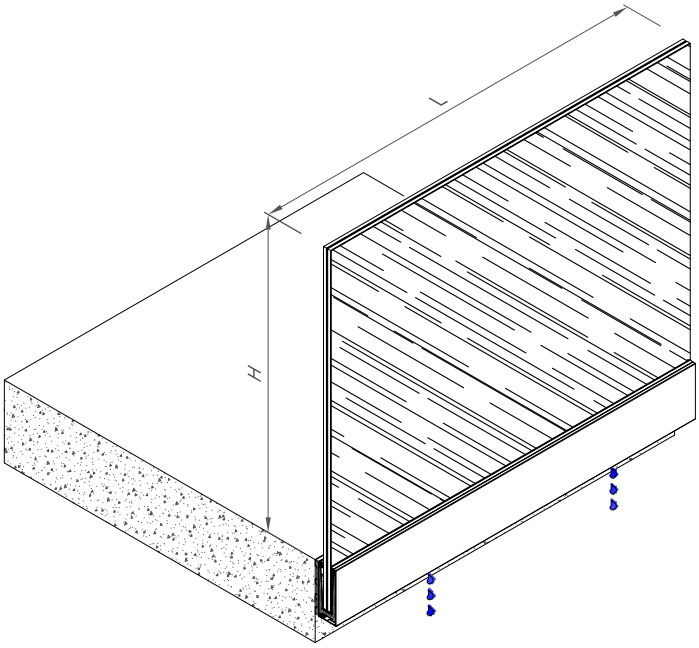

				mm
COR-8554			x 1	L
COR-8572			x 1	L
COR-8573			x 1	L

	348520	1+L/250
	348521	1+L/250
	378590	1+L/150
	378525	x 1
	378535	x 1

	348501	L
	250097	L

	e=21.52mm	x 1	Hv = H+106.8

SECCIÓN DESPIECE BARANDILLA VIEW CRYSTAL PLUS A CANTO DE FORJADO ENRASADA CON PERFIL DE DRENAJE

VIEW CRYSTAL PLUS BALUSTRADE FLUSH ON SLAB EDGE CUTTING SECTION WITH DRAINAGE PROFILE

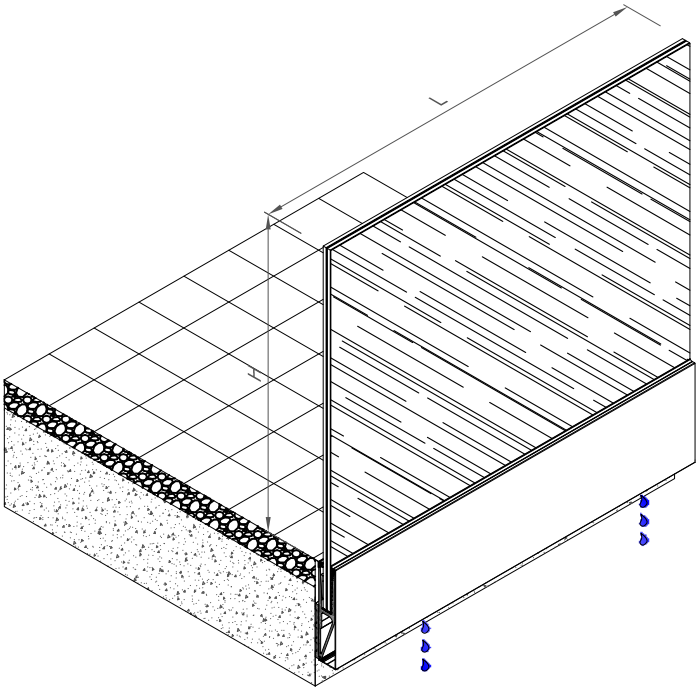

				mm
COR-8566			x 1	L
COR-8575			x 1	L
COR-8576			x 1	L
701515			x 1	L

	348520	1+L/250
	348521	1+L/250
	378592	1+L/200
	378545	x 1
	378555	x 1

	348501	L
	250097	L

	e=21.52mm	x 1	Hv = H+106.8

BARANDILLA VIEW CRYSTAL / VIEW CRYSTAL PLUS
VIEW CRYSTAL / VIEW CRYSTAL PLUS BALUSTRADE

8. DETALLES DE FABRICACIÓN
8. FABRICATION DETAILS

IMPORTANTE

CORTIZO SISTEMAS, S.A. se reserva el derecho de modificar o eliminar cualquiera de sus perfiles, accesorios o juntas del sistema sin previo aviso.

CORTIZO SISTEMAS, S.A. no se hace responsable de las posibles erratas tipográficas de este catálogo y recomienda encarecidamente al cliente que, antes de la formalización de cualquier pedido, verifique que las referencias aparecidas en el mismo son las correctas.

IMPORTANT

CORTIZO SISTEMAS, S.A. reserves the right to modify or remove any of its system profiles, accessories or gaskets without prior notification.

CORTIZO SISTEMAS, S.A. will not be responsible for any possible typographical errors in this catalogue and strongly recommends to the client that, before formalising any order, to check that the references that appear in this catalogue are correct.

TORNILLOS DE ANCLAJE A FORJADO SEGÚN TIPO DE MONTAJE DE BARANDILLA

ANCHORING SCREW ON SLAB ACCORDING TO TYPE OF BALUSTRADE ASSEMBLY

REFERENCIA PERFIL/ PROFILE REFERENCE	BARANDILLA INTERIOR/ INTERIOR BALUSTRADE	BARANDILLA EXTERIOR/ EXTERIOR BALUSTRADE
COR-8552	368590	348590
COR-8552 + COR-8571	-	378590
COR-8553	368590	348590
COR-8553 + COR-8569	-	378590
COR-8554	368590	348590
COR-8554 + COR-8572	-	378590
COR-8556	368592	348592
COR-8558	368590	348590
COR-8559	368592	348592
COR-8566	368592	348592
COR-8566 + COR-8572	-	378592
COR-8567	368592	348592
COR-8567 + COR-8571	-	378592

PARA BARANDILLA INTERIOR (tornillos de acero cincado)

FOR INTERIOR BALUSTRADE (zinc-plated steel screws)

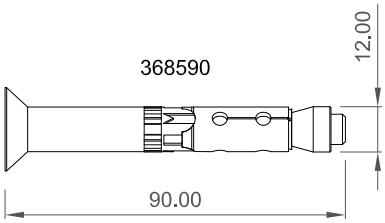

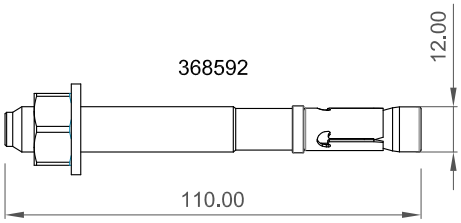

PARA BARANDILLA EXTERIOR (tornillos de acero inoxidable A4)

FOR EXTERIOR BALUSTRADE (A4 stainless steel screws)

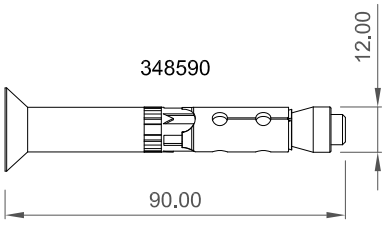

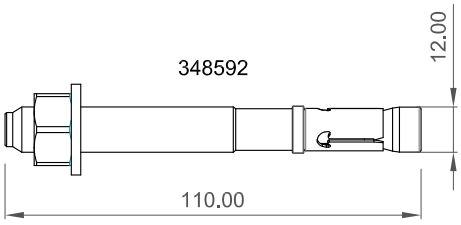

PARA BARANDILLA EXTERIOR CON PERFIL DE DRENAJE (tornillos de acero inoxidable A4)

FOR EXTERIOR BALUSTRADE WITH DRAINAGE PROFILE (A4 stainless steel screws)

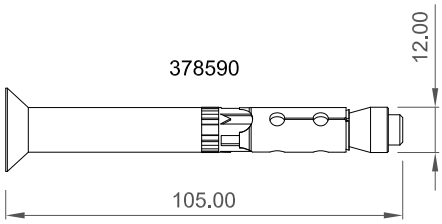

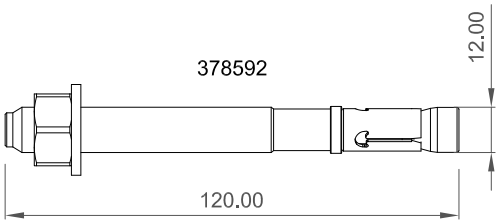

MONTAJE PASO A PASO BARANDILLA VIEW CRYSTAL SOBRE FORJADO

STEP BY STEP ASSEMBLY OF VIEW CRYSTAL BALUSTRADE OVER SLAB

1.- PERFORACIÓN DEL FORJADO Y LIMPIEZA DEL TALADRO

1.- PERFORATION OF THE SLAB AND CLEANING THE DRILL

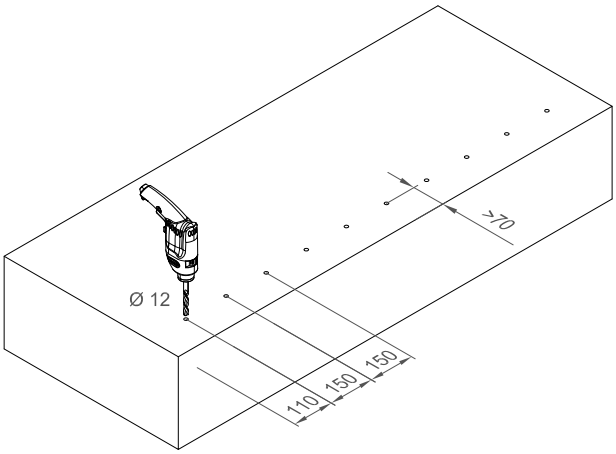

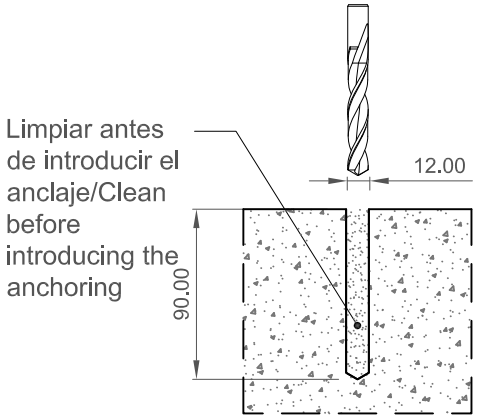

2.- COLOCACIÓN DEL PERFIL COR-8553 E INTRODUCCIÓN DE LOS ANCLAJES 348590

2.- PLACEMENT OF THE PROFILE COR-8553 AND INSERTION OF ANCHORING 348590

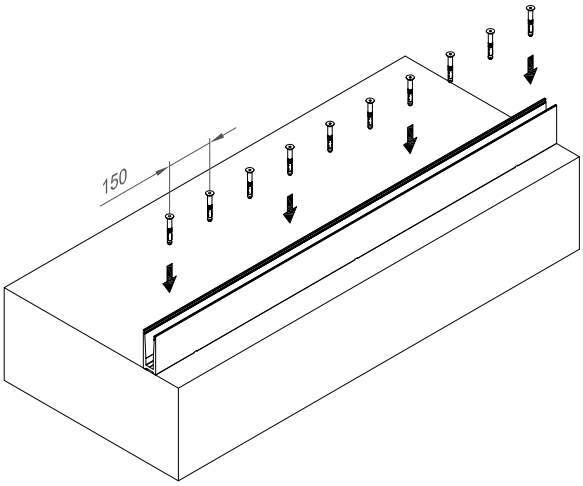

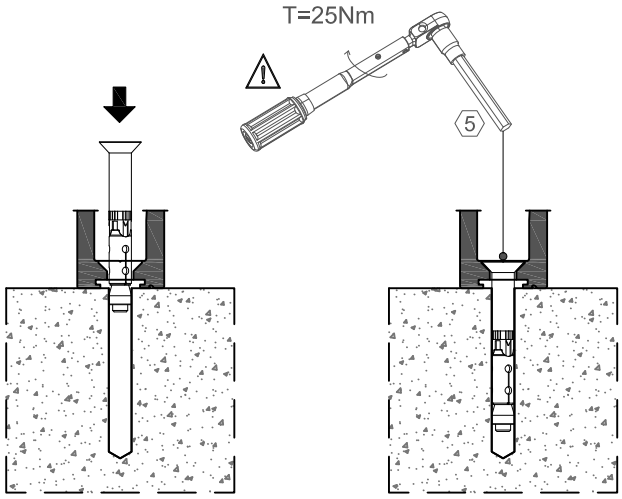

3.- COLOCACIÓN DEL CALZO EXTERIOR 348521

3.- PLACEMENT OF THE OUTSIDE WEDGE 348521

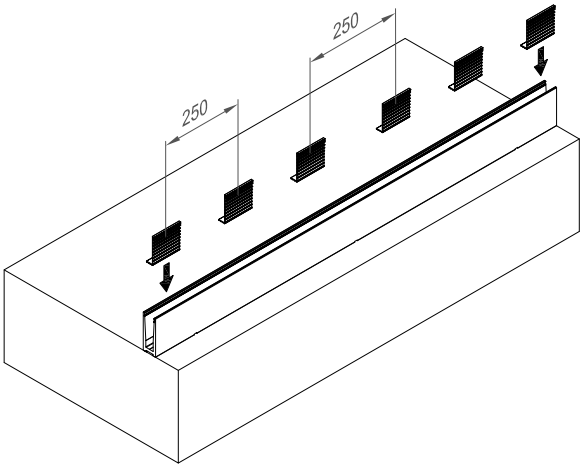

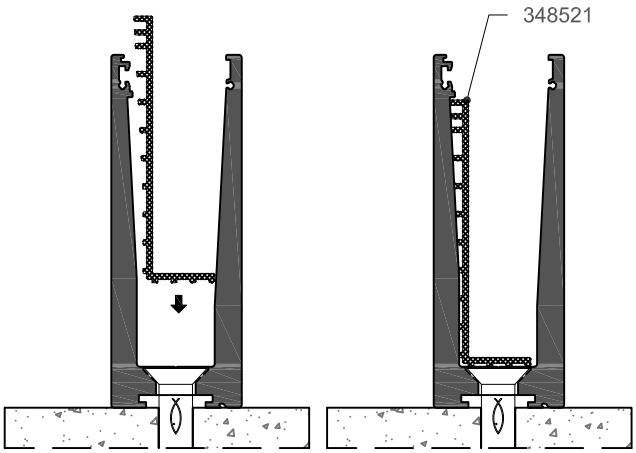

MONTAJE PASO A PASO BARANDILLA VIEW CRYSTAL SOBRE FORJADO

STEP BY STEP ASSEMBLY OF VIEW CRYSTAL BALUSTRADE OVER SLAB

4.- COLOCACIÓN DE LA JUNTA EXTERIOR 348501

4.- PLACEMENT OF THE OUTSIDE GASKET 348501

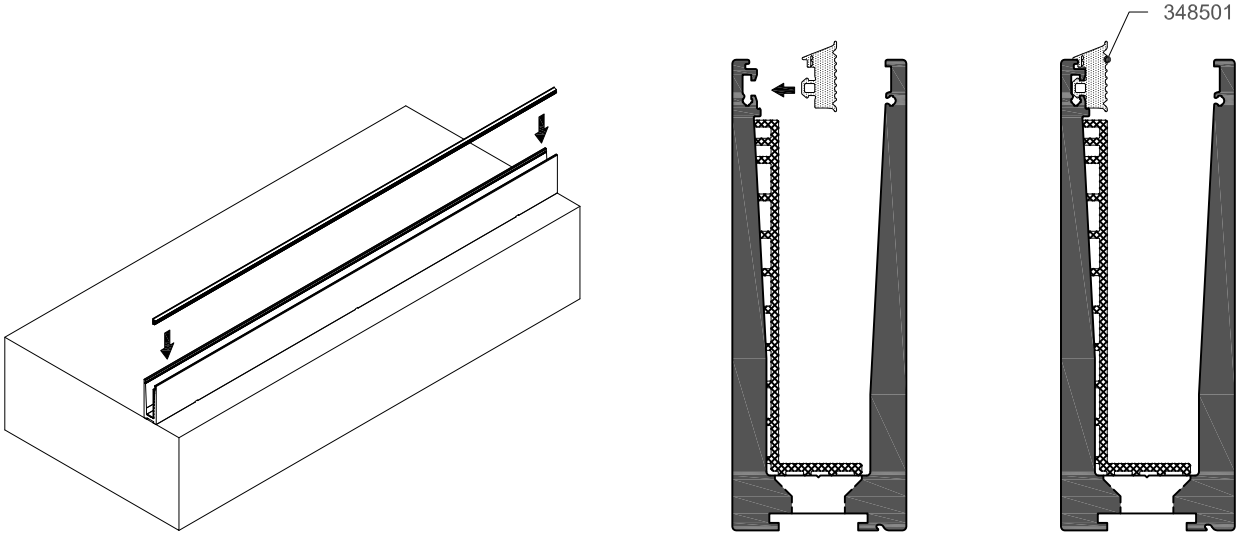

5.- INTRODUCCIÓN DEL VIDRIO

5.- INSERTION OF THE GLASS

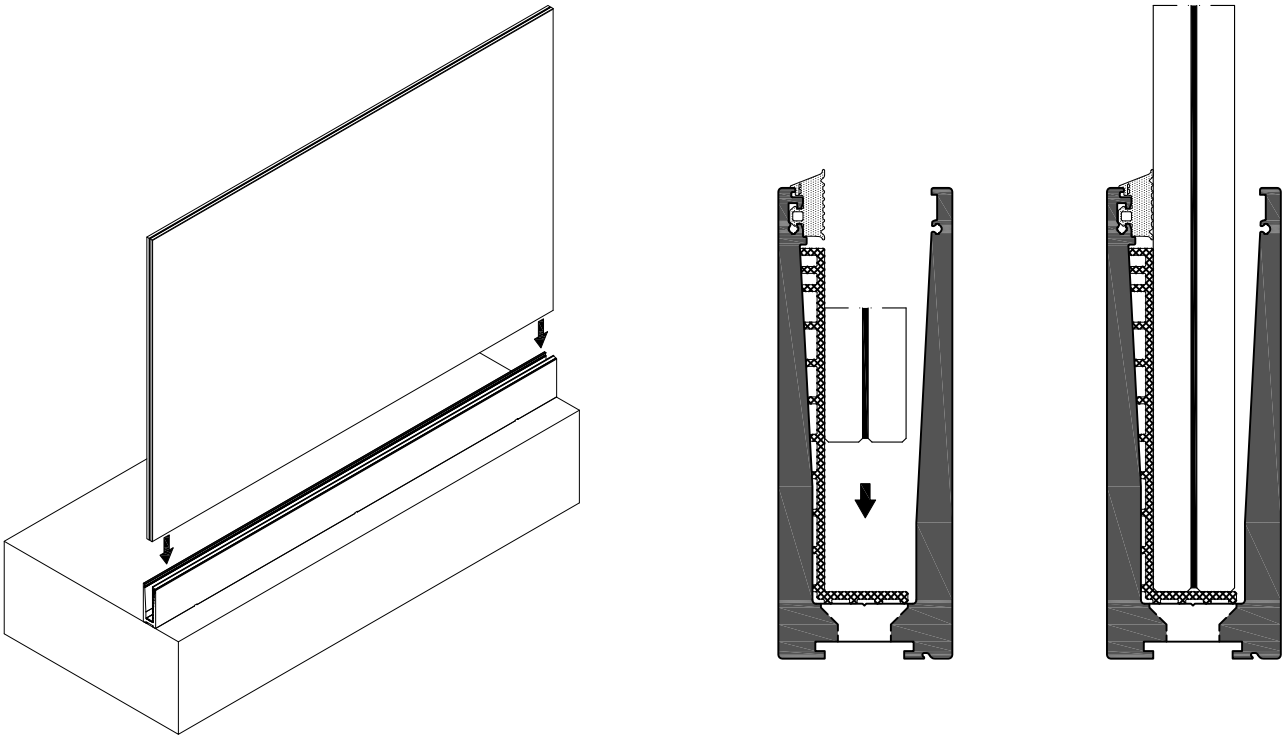

MONTAJE PASO A PASO BARANDILLA VIEW CRYSTAL SOBRE FORJADO

STEP BY STEP ASSEMBLY OF VIEW CRYSTAL BALUSTRADE OVER SLAB

6.- INTRODUCCIÓN DE LOS CALZOS INTERIORES 348512 / 348516 / 348520 *

6.- INSERTION OF INSIDE WEDGES 348512 / 348516 / 348520 *

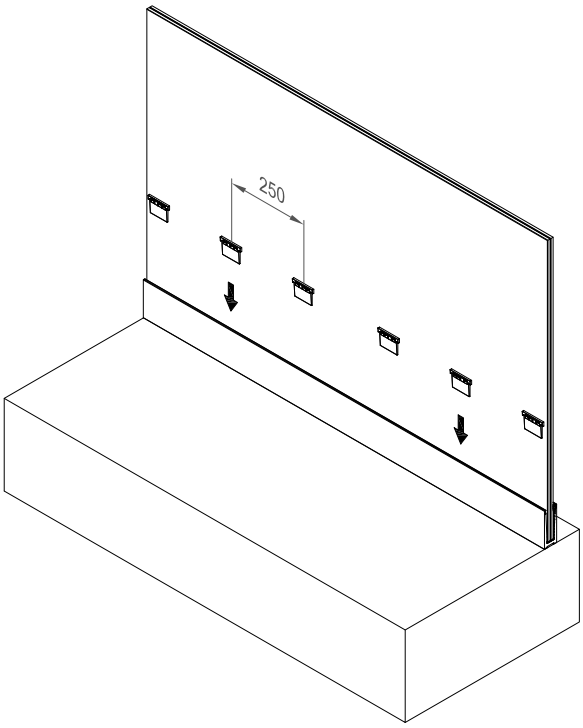

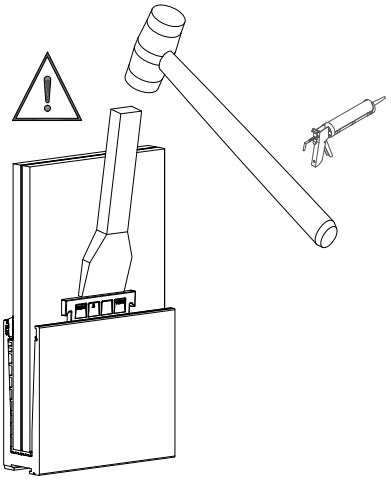

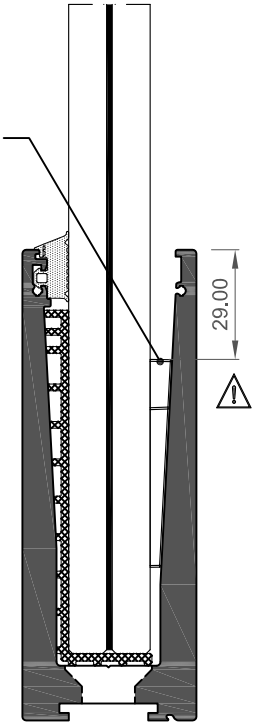

- Golpear los calzos interiores sin dañar el vidrio hasta que el mismo quede perfectamente sujeto en el perfil.
- Los calzos interiores quedarán enfrentados con los exteriores.

- Hit the inside wedges without causing damage on the glass until it is perfectly secured in the profile.
- The inside wedges will be placed facing the edges.

7.- COLOCACIÓN DE LA JUNTA INTERIOR 250097 / 348502 / 348503 *

7.- PLACEMENT OF THE INSIDE GASKET 250097 / 348502 / 348503 *

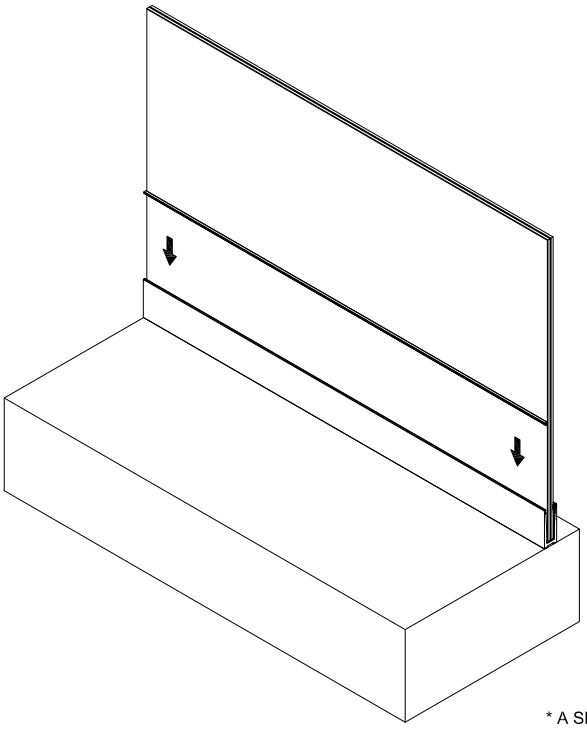

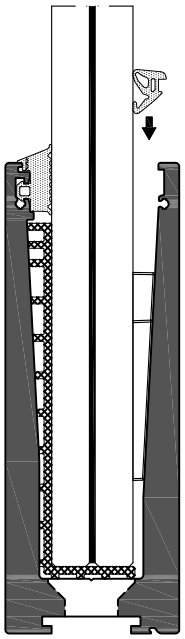

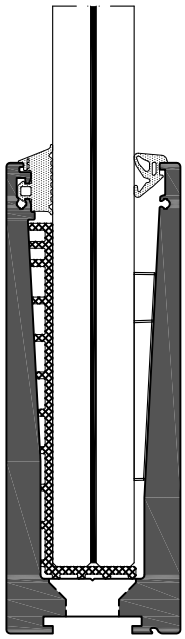

* A SELECCIONAR EN FUNCIÓN DEL ACRISTALAMIENTO. VER SECCIÓN DE ACRISTALAMIENTO.
* CHOSEN DEPENDING ON THE GLAZING. SEE GLAZING SECTION.

MONTAJE PASO A PASO BARANDILLA VIEW CRYSTAL SOBRE FORJADO
STEP BY STEP ASSEMBLY OF VIEW CRYSTAL BALUSTRADE OVER SLAB

8.- COLOCACIÓN DE LAS TAPAS LATERALES 348555
8.- PLACEMENT OF THE LATERAL COVERS 348555

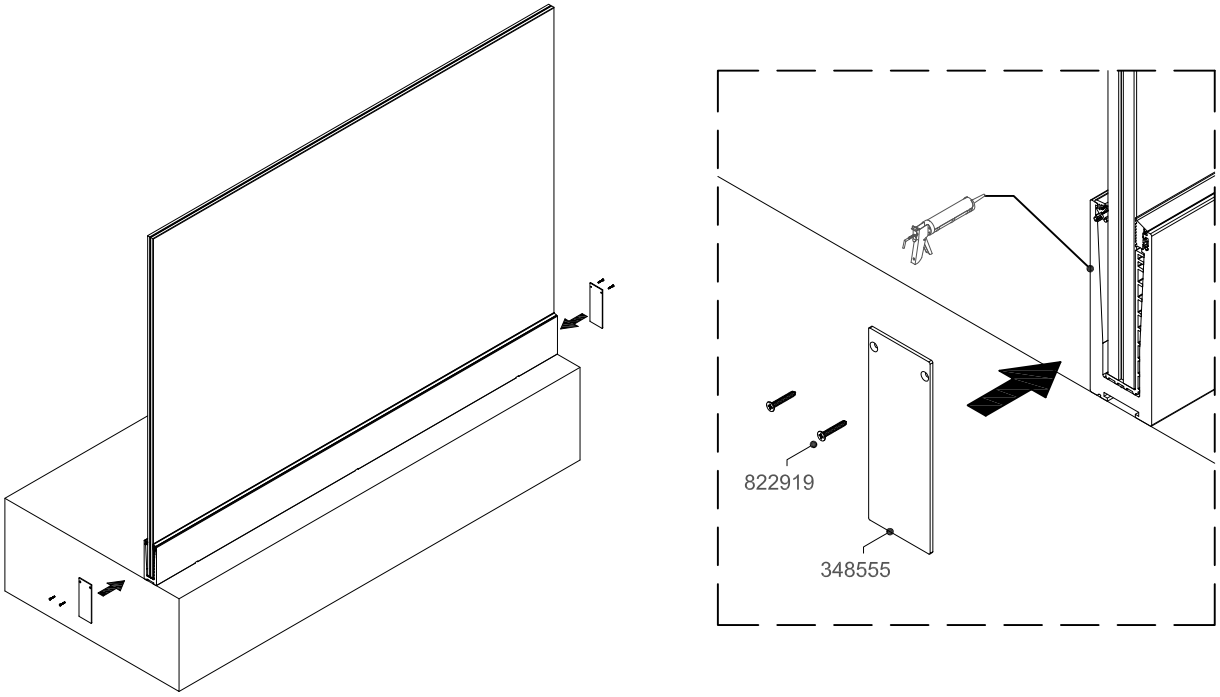

MONTAJE PASO A PASO BARANDILLA VIEW CRYSTAL A CANTO DE FORJADO

STEP BY STEP ASSEMBLY OF VIEW CRYSTAL BALUSTRADE ON SLAB EDGE

1.- PERFORACIÓN DEL FORJADO Y LIMPIEZA DEL TALADRO

1.- PERFORATION OF THE SLAB AND CLEANING THE DRILL

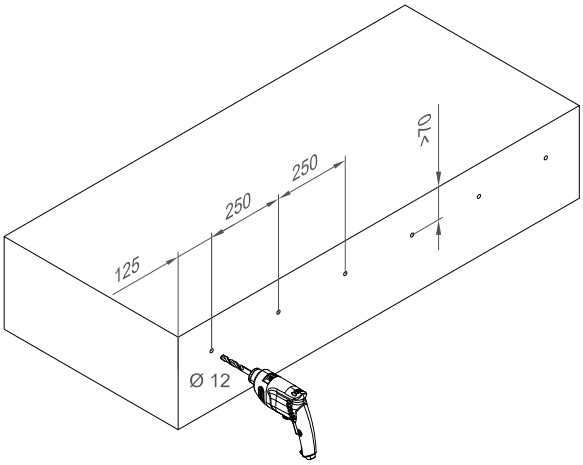

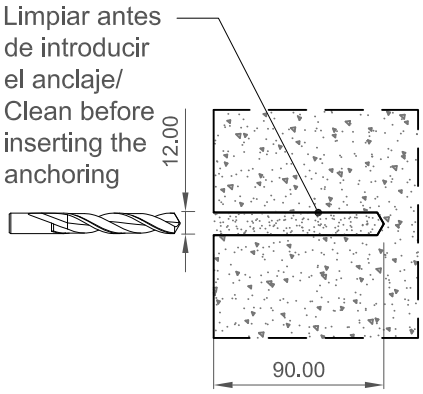

2.- COLOCACIÓN DEL PERFIL COR-8552 E INTRODUCCIÓN DE LOS ANCLAJES 348590

2.- PLACEMENT OF THE PROFILE COR-8553 AND INSERTION OF ANCHORING 348590

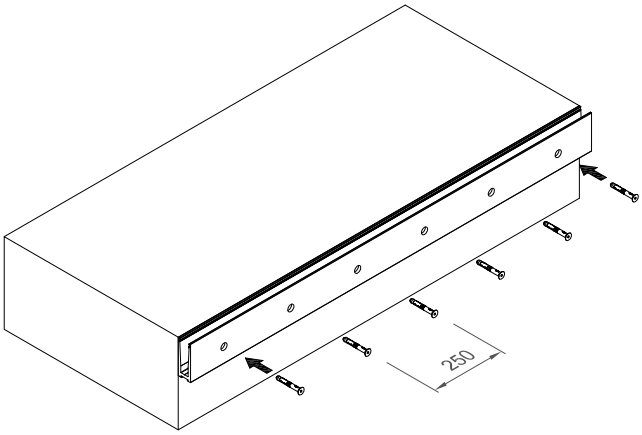

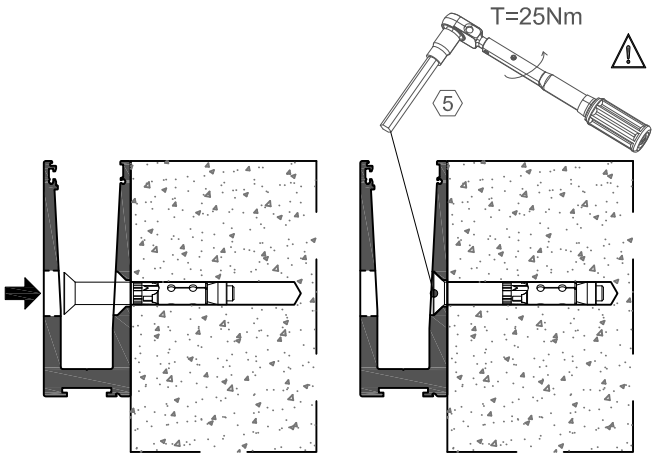

3.- CLIPAJE DE LA TAPA COR-8551

3.- CLIP COVER COR-8551

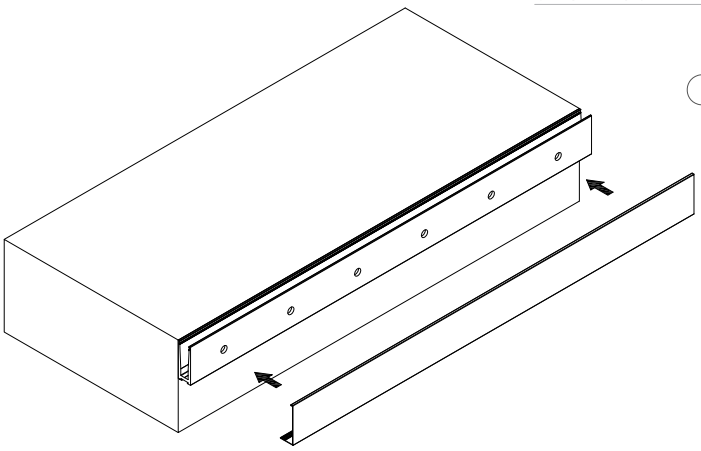

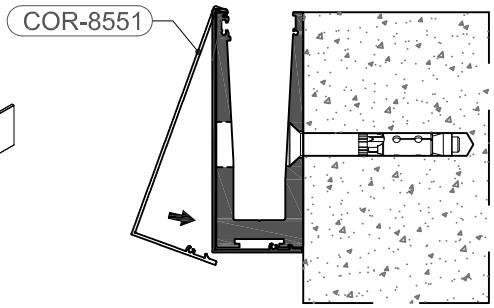

MONTAJE PASO A PASO BARANDILLA VIEW CRYSTAL A CANTO DE FORJADO

STEP BY STEP ASSEMBLY OF VIEW CRYSTAL BALUSTRADE ON SLAB EDGE

4.- COLOCACIÓN DEL CALZO EXTERIOR 348521

4.- PLACEMENT OF THE OUTSIDE WEDGE 348521

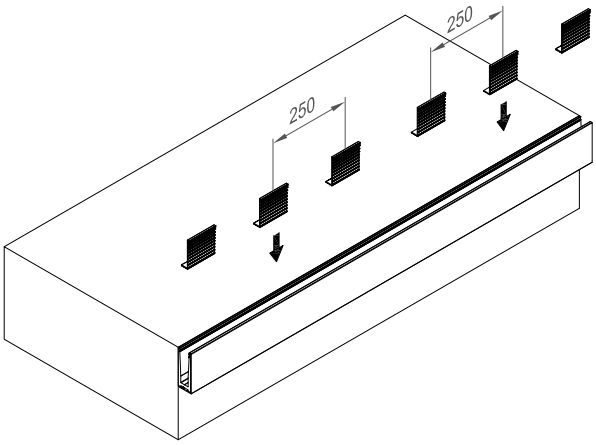

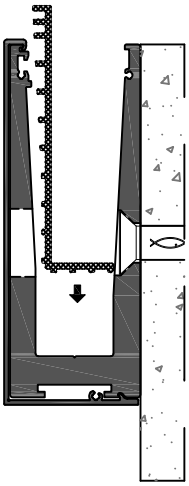

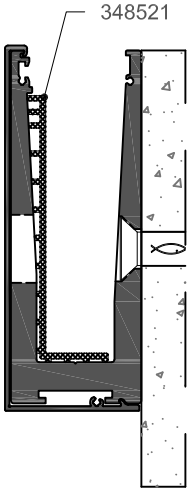

5.- COLOCACIÓN DE LA JUNTA EXTERIOR 348501

5.- PLACEMENT OF THE OUTSIDE GASKET 348501

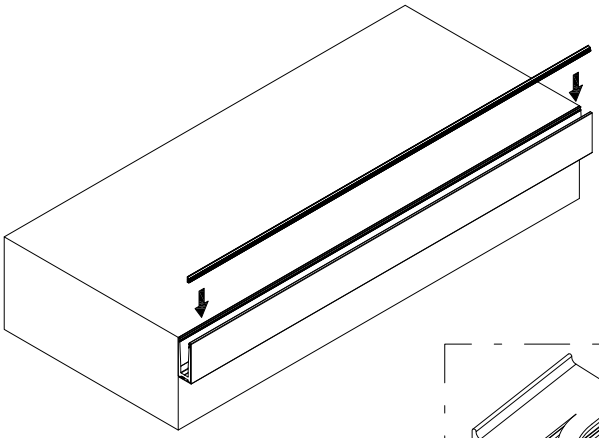

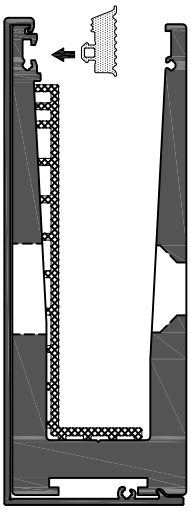

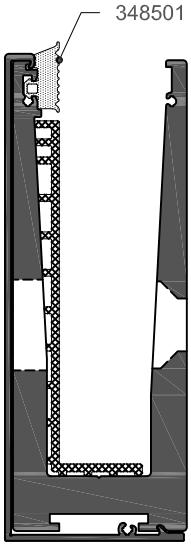

MONTAJE PASO A PASO BARANDILLA VIEW CRYSTAL A CANTO DE FORJADO

STEP BY STEP ASSEMBLY OF VIEW CRYSTAL BALUSTRADE ON SLAB EDGE

6.- INTRODUCCIÓN DEL VIDRIO

6.- INSERTION OF THE GLASS

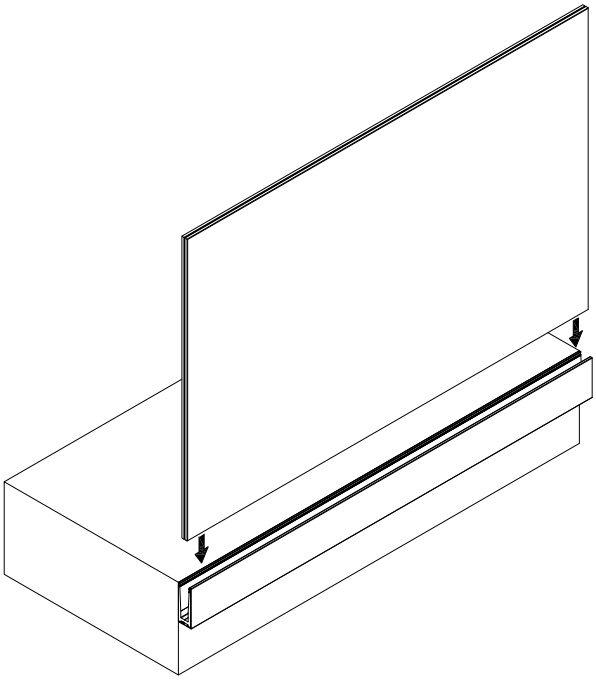

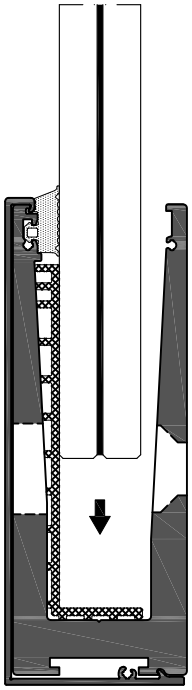

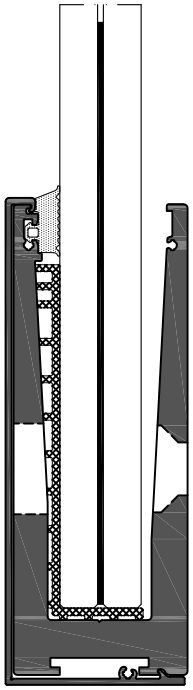

7.- INTRODUCCIÓN DE LOS CALZOS INTERIORES 348512 / 348516 / 348520 *

7.- PLACEMENT OF THE INSIDE WEDGES 348512 / 348516 / 348520 *

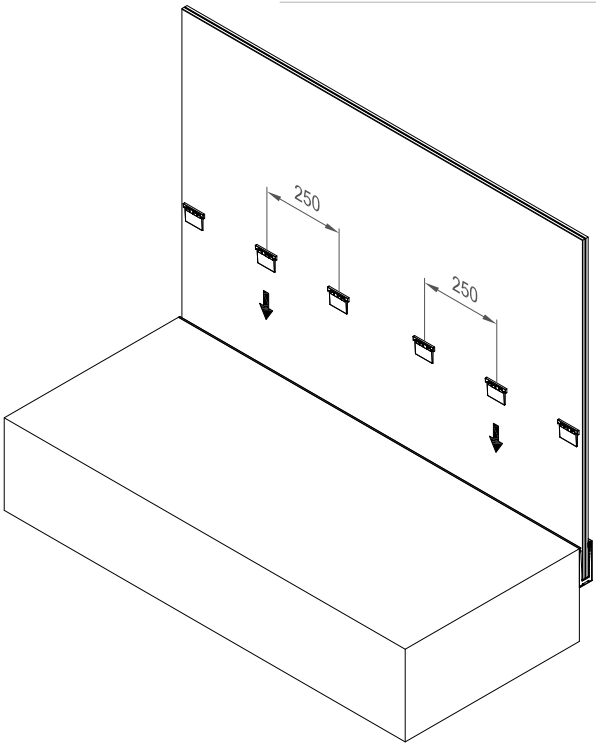

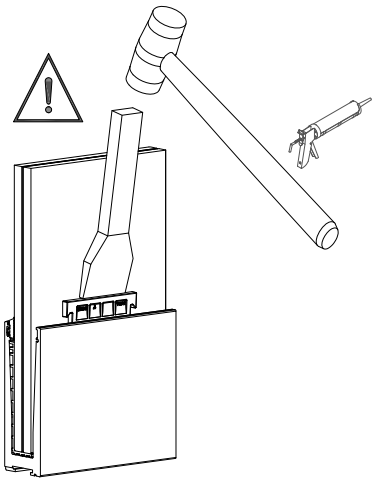

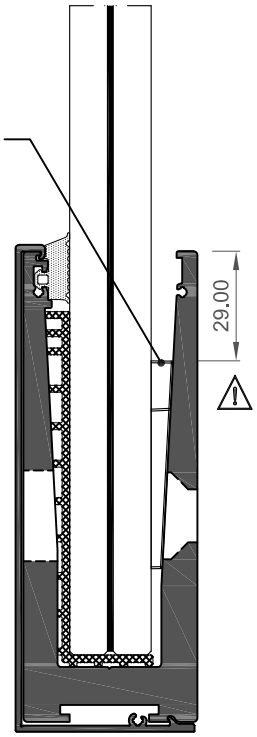

- Golpear los calzos interiores sin dañar el vidrio hasta que el mismo quede perfectamente sujeto en el perfil.
- Los calzos interiores quedarán enfrentados con los exteriores.

- Hit the inside wedges without causing damage on the glass until it is perfectly secured in the profile.
- The inside wedges will be placed facing the edges.

* A SELECCIONAR EN FUNCIÓN DEL ACRISTALAMIENTO. VER SECCIÓN DE ACRISTALAMIENTO.

* CHOSEN DEPENDING ON THE GLAZING. SEE GLAZING SECTION.

MONTAJE PASO A PASO BARANDILLA VIEW CRYSTAL A CANTO DE FORJADO

STEP BY STEP ASSEMBLY OF VIEW CRYSTAL BALUSTRADE ON SLAB EDGE

8.- COLOCACIÓN DE LA JUNTA INTERIOR 250097 / 348502 / 348503 *

8.- PLACEMENT OF THE INSIDE GASKET 250097 / 348502 / 348503 *

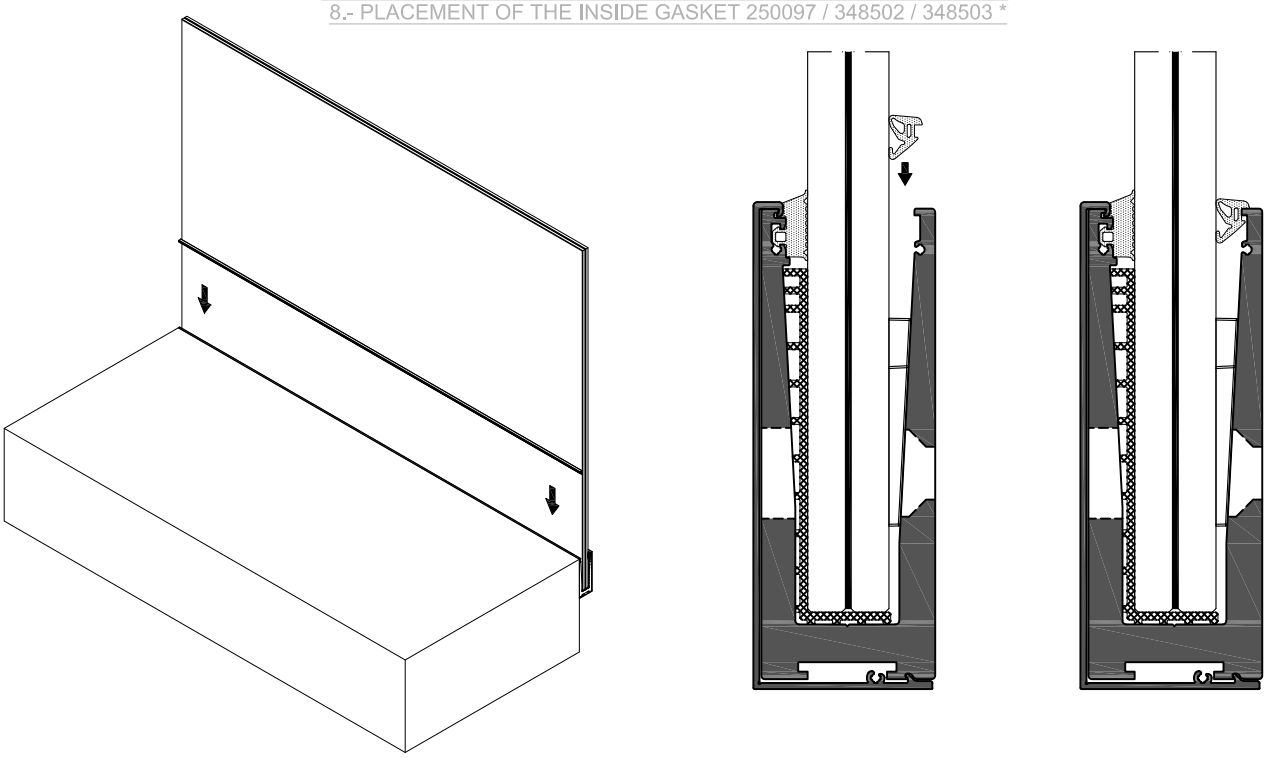

9.- COLOCACIÓN DE LAS TAPAS LATERALES 348565 / 348575

9.- PLACEMENT OF THE LATERAL COVERS 348565/348575

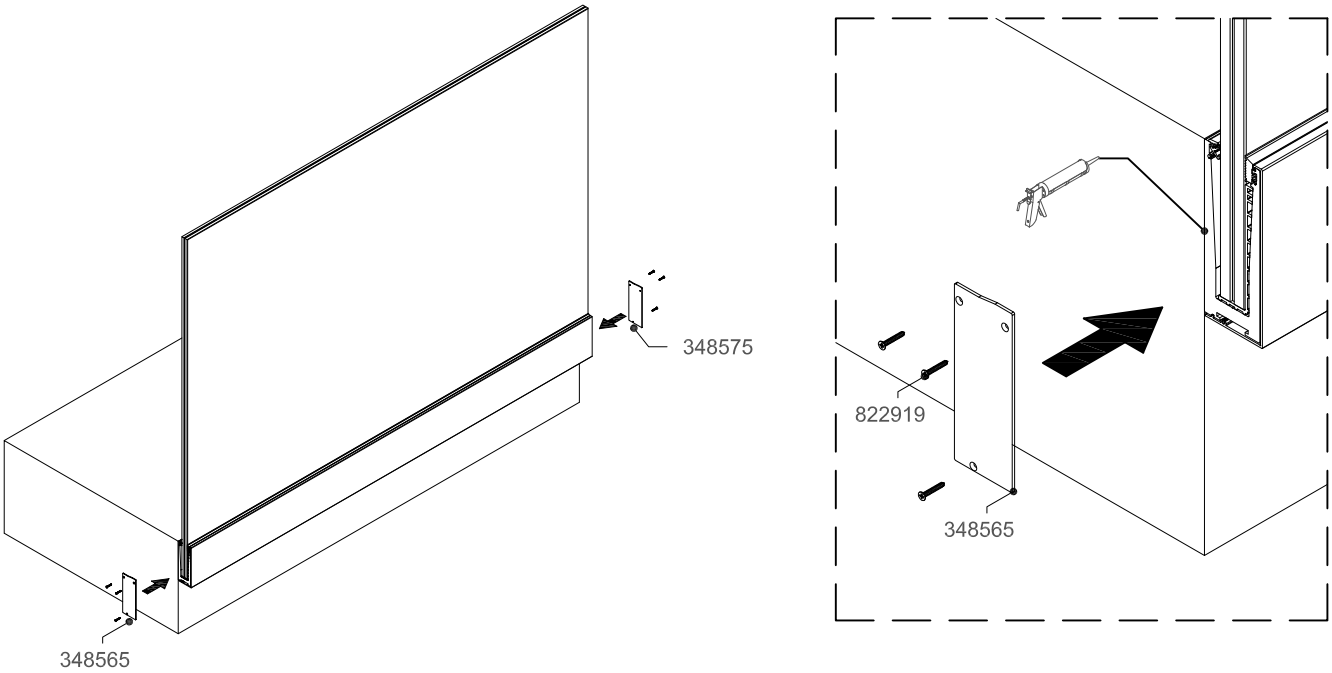

* A SELECCIONAR EN FUNCIÓN DEL ACRISTALAMIENTO. VER SECCIÓN DE ACRISTALAMIENTO.

* CHOSEN DEPENDING ON THE GLAZING. SEE GLAZING SECTION.

MONTAJE PASO A PASO BARANDILLA VIEW CRYSTAL A CANTO DE FORJADO ENRASADA

STEP BY STEP ASSEMBLY OF VIEW CRYSTAL BALUSTRADE FLUSH ON SLAB EDGE

1.- PERFORACIÓN DEL FORJADO Y LIMPIEZA DEL TALADRO

1.- PERFORATION OF THE SLAB AND CLEANING THE DRILL

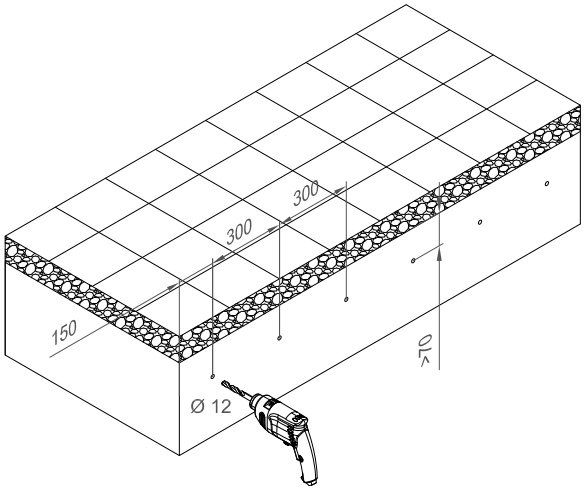

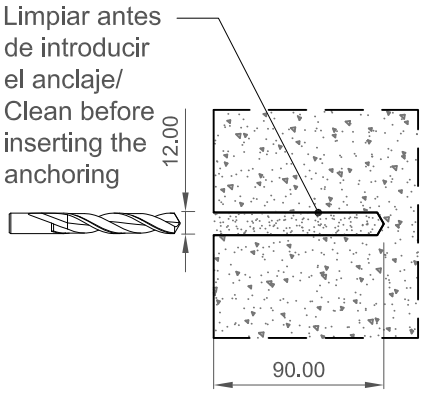

2.- COLOCACIÓN DEL PERFIL COR-8567 E INTRODUCCIÓN DE LOS ANCLAJES 348592

2.- PLACEMENT OF THE PROFILE COR-8567 AND INSERTION OF ANCHORING 348592

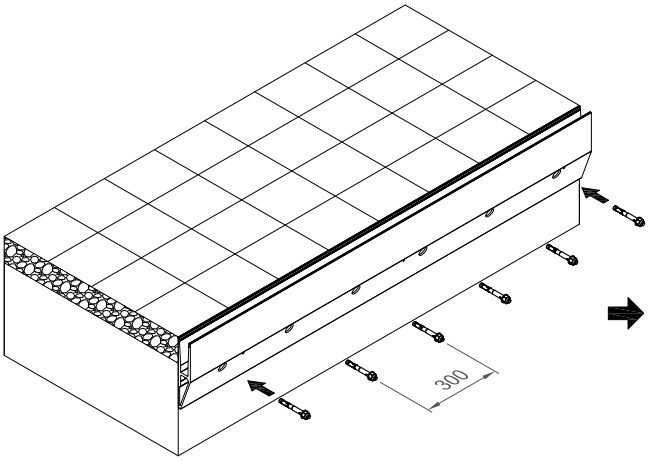

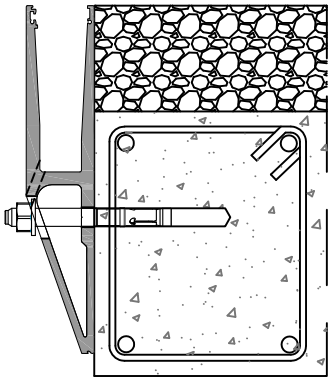

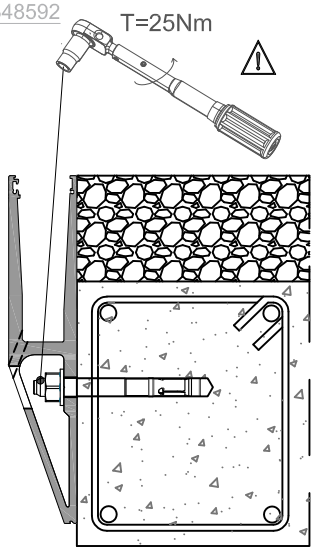

3.- CLIPAJE DE LA TAPA COR-8564

3.- CLIP COVER COR-8564

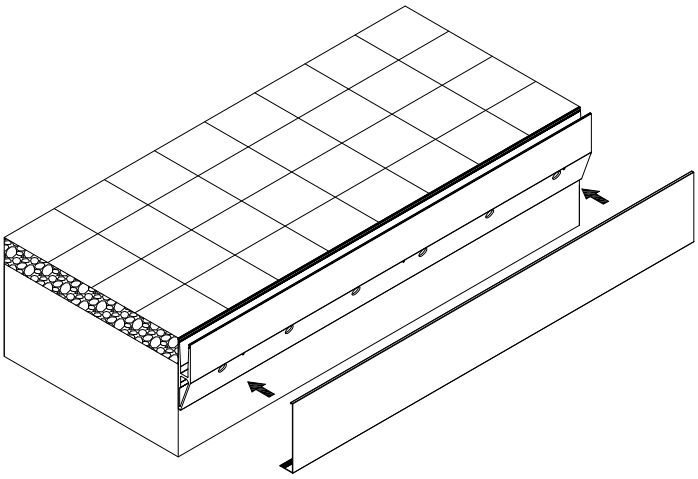

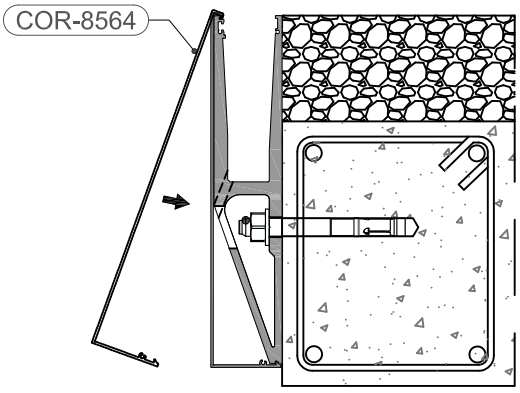

MONTAJE PASO A PASO BARANDILLA VIEW CRYSTAL A CANTO DE FORJADO ENRASADA

STEP BY STEP ASSEMBLY OF VIEW CRYSTAL BALUSTRADE FLUSH ON SLAB EDGE

4.- COLOCACIÓN DEL CALZO EXTERIOR 348521

4.- PLACEMENT OF THE OUTSIDE WEDGE 348521

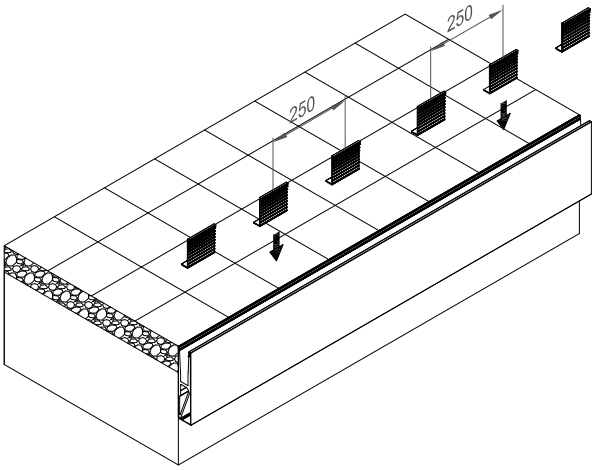

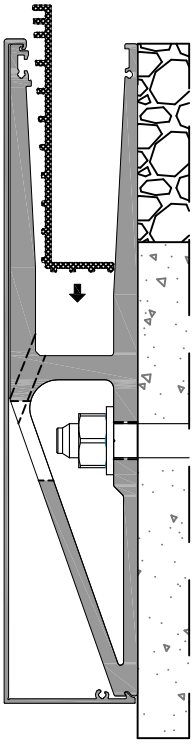

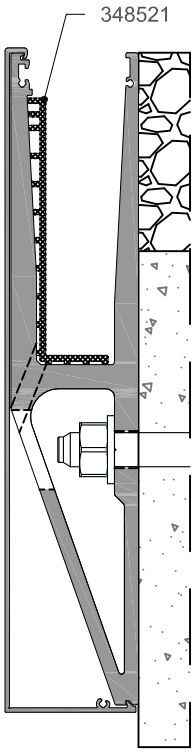

5.- COLOCACIÓN DE LA JUNTA EXTERIOR 348501

5.- PLACEMENT OF THE OUTSIDE GASKET 348501

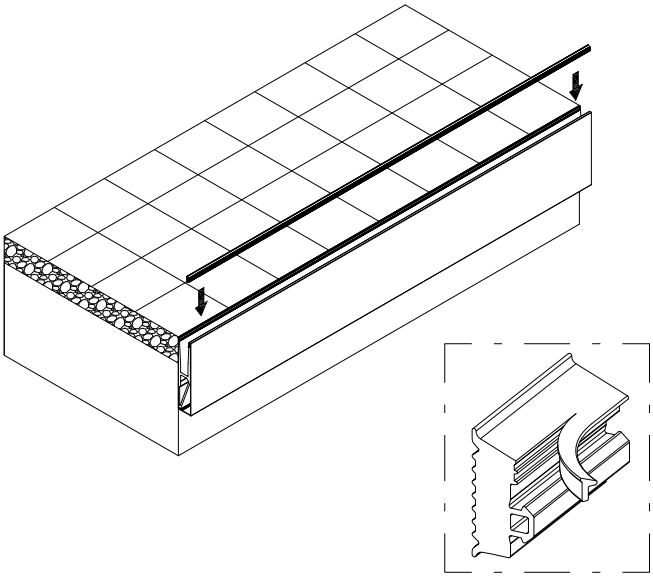

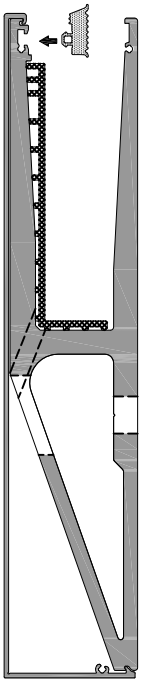

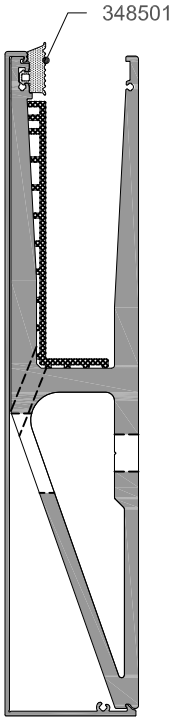

MONTAJE PASO A PASO BARANDILLA VIEW CRYSTAL A CANTO DE FORJADO ENRASADA

STEP BY STEP ASSEMBLY OF VIEW CRYSTAL BALUSTRADE FLUSH ON SLAB EDGE

6.- INTRODUCCIÓN DEL VIDRIO

6.- INSERTION OF THE GLASS

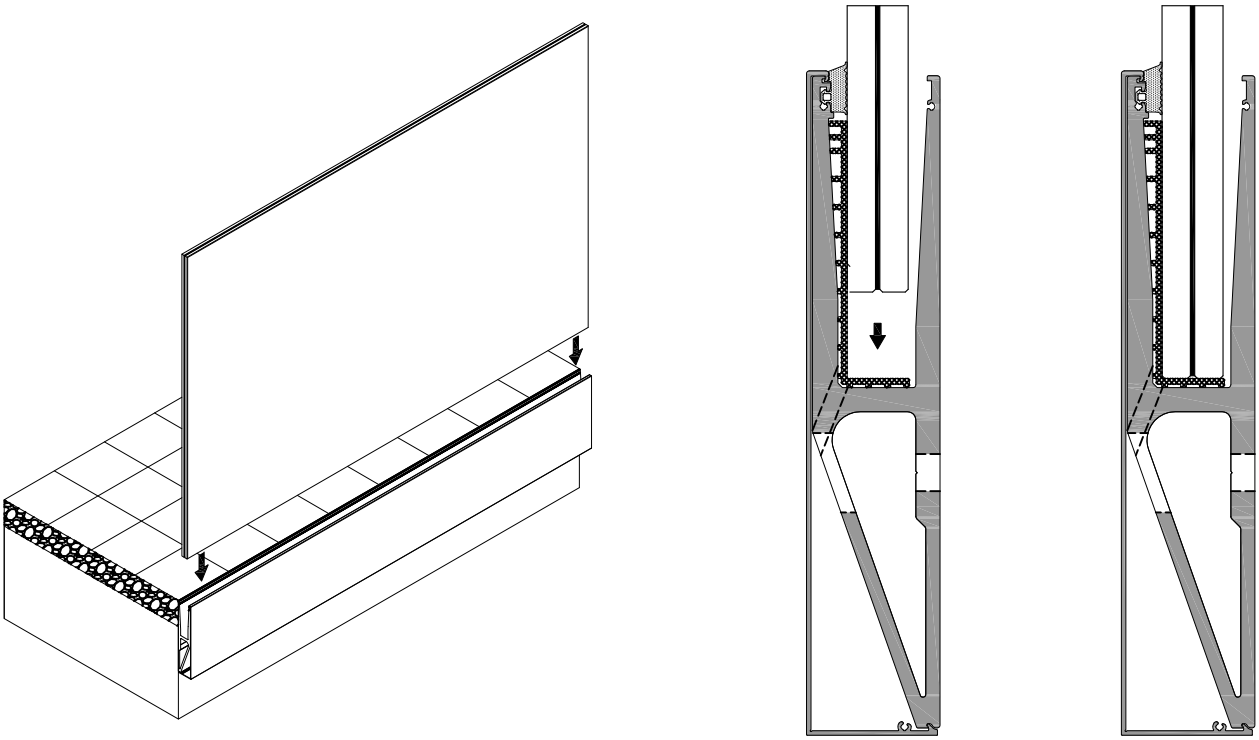

7.- INTRODUCCIÓN DE LOS CALZOS INTERIORES 348512 / 348516 / 348520 *

7.- PLACEMENT OF THE INSIDE WEDGES 348512 / 348516 / 348520 *

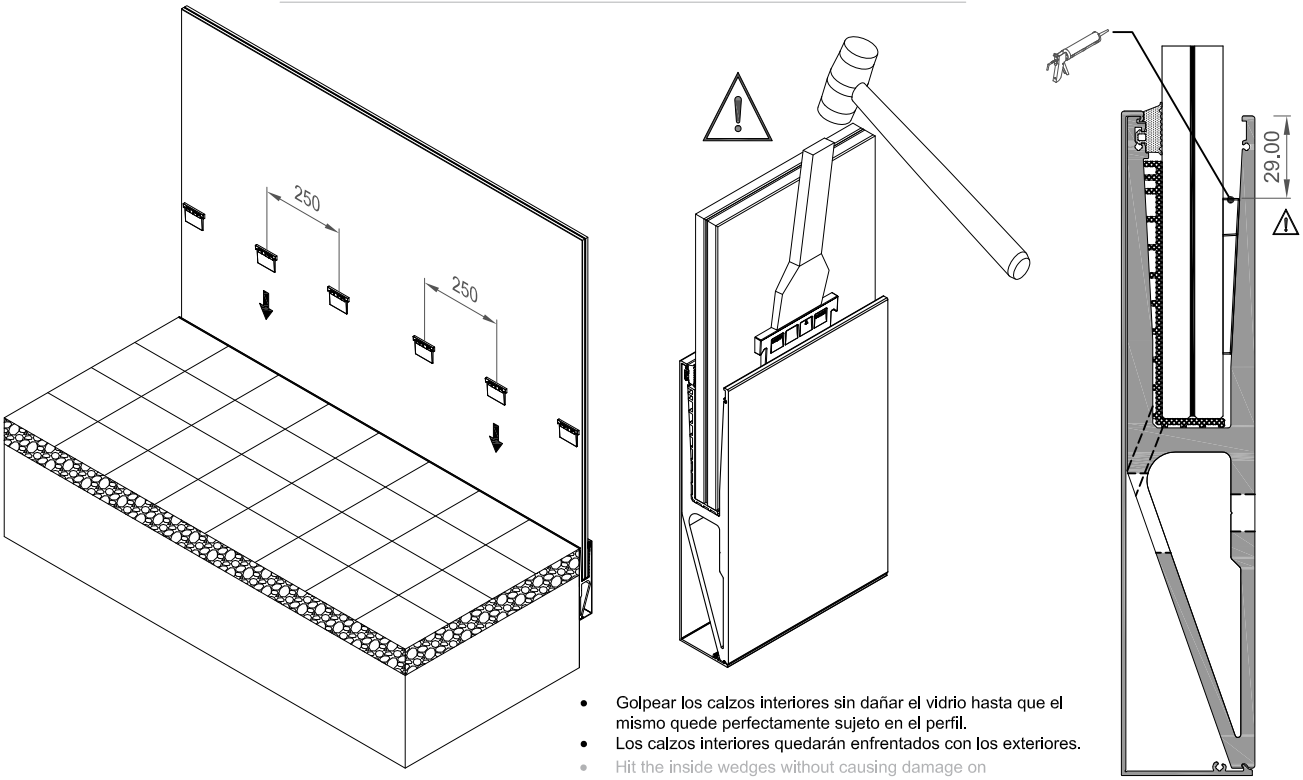

- Golpear los calzos interiores sin dañar el vidrio hasta que el mismo quede perfectamente sujeto en el perfil.
- Los calzos interiores quedarán enfrentados con los exteriores.
- Hit the inside wedges without causing damage on the glass until it is perfectly secured in the profile.
- The inside wedges will be placed facing the edges.

* A SELECCIONAR EN FUNCIÓN DEL ACRISTALAMIENTO. VER SECCIÓN DE ACRISTALAMIENTO.
* CHOSEN DEPENDING ON THE GLAZING. SEE GLAZING SECTION.

MONTAJE PASO A PASO BARANDILLA VIEW CRYSTAL A CANTO DE FORJADO ENRASADA

STEP BY STEP ASSEMBLY OF VIEW CRYSTAL BALUSTRADE FLUSH ON SLAB EDGE

8.- COLOCACIÓN DE LA JUNTA INTERIOR 250097 / 348502 / 348503 *

8.- PLACEMENT OF THE INSIDE GASKET 250097 / 348502 / 348503 *

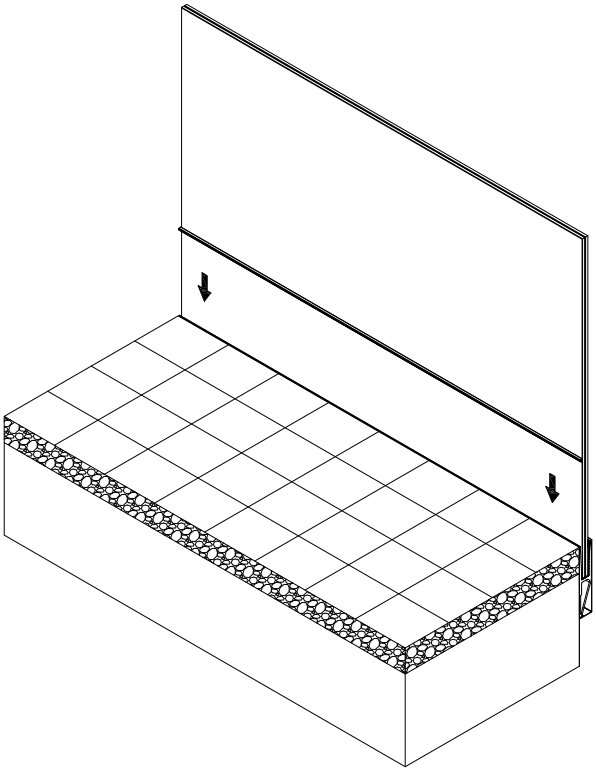

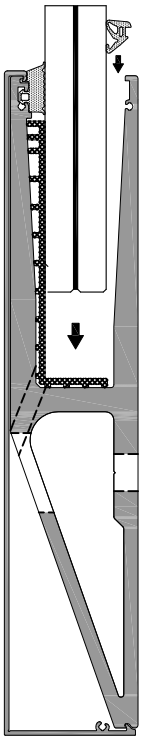

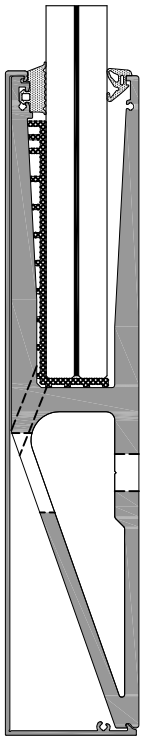

9.- COLOCACIÓN DE LAS TAPAS LATERALES 348565 / 348575

9.- PLACEMENT OF THE LATERAL COVERS 348565/348575

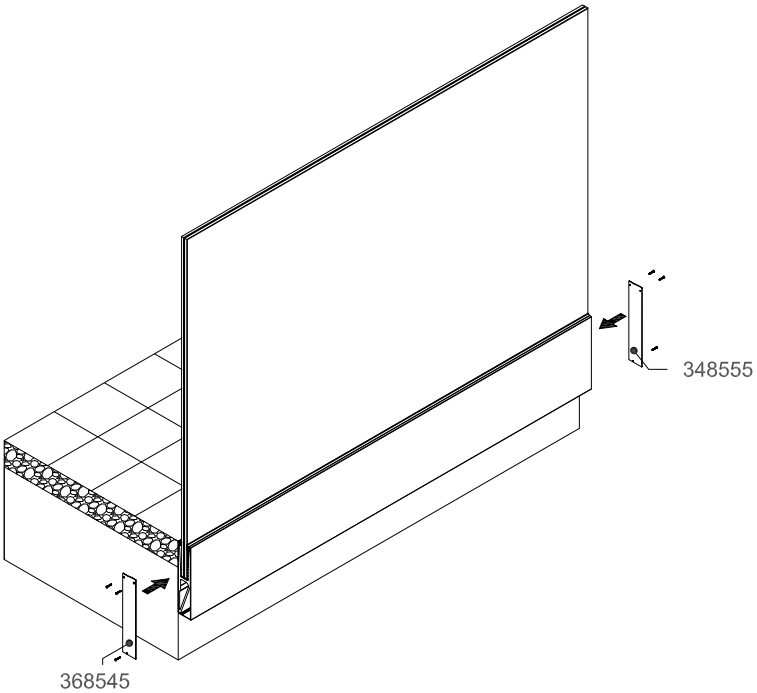

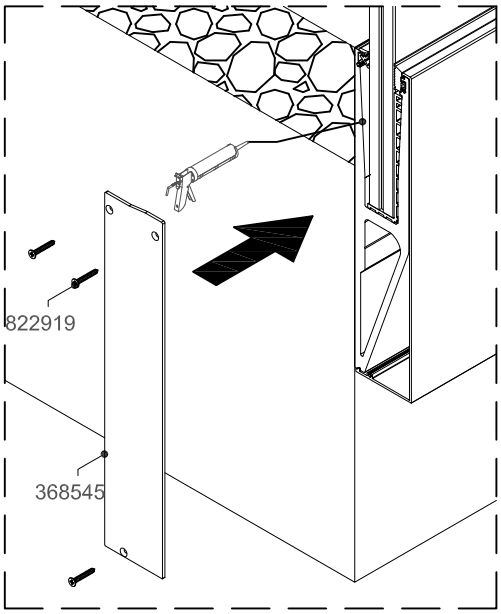

* A SELECCIONAR EN FUNCIÓN DEL ACRISTALAMIENTO. VER SECCIÓN DE ACRISTALAMIENTO.

* CHOSEN DEPENDING ON THE GLAZING. SEE GLAZING SECTION.

MONTAJE PASO A PASO BARANDILLA VIEW CRYSTAL PLUS SOBRE FORJADO
STEP BY STEP ASSEMBLY OF VIEW CRYSTAL PLUS BALUSTRADE OVER SLAB

1.- PERFORACIÓN DEL FORJADO Y LIMPIEZA DEL TALADRO
1.- PERFORATION OF THE SLAB AND CLEANING THE DRILL

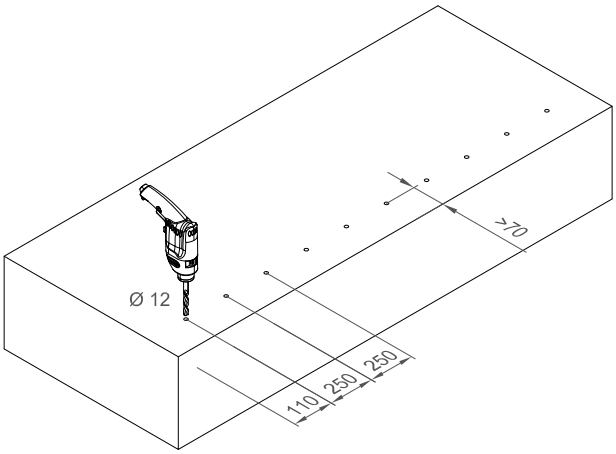

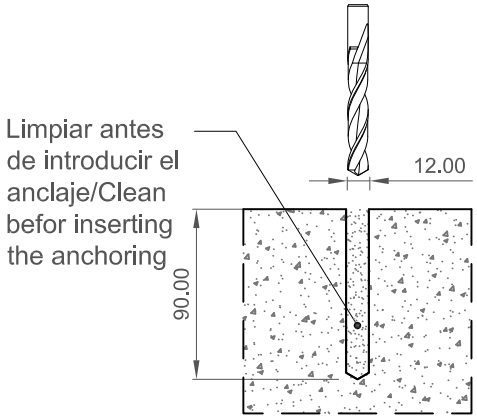

2.- COLOCACIÓN DEL PERFIL COR-8556 E INTRODUCCIÓN DE LOS ANCLAJES 348592
2.- PLACEMENT OF PROFILE COR-8556 AND INSERTION OF ANCHORING 348592

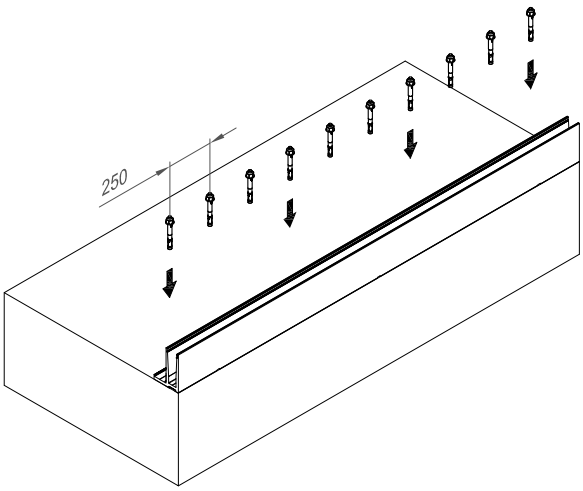

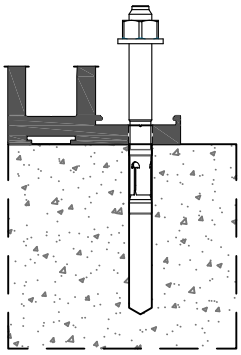

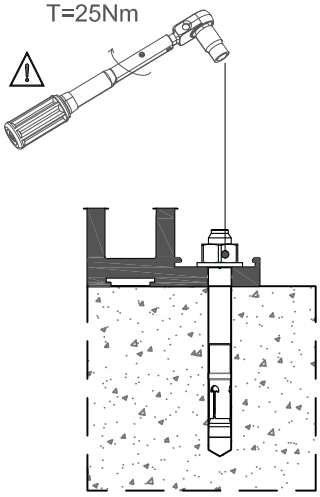

3.- CLIPAJE DE LA TAPA COR-8557
3.- CLIP COVER COR-8557

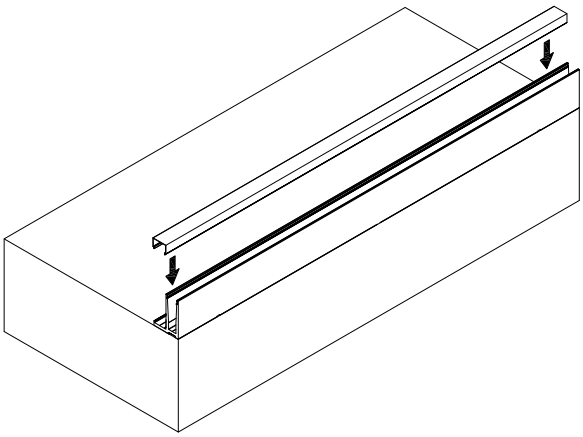

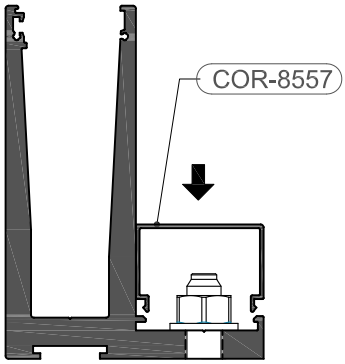

MONTAJE PASO A PASO BARANDILLA VIEW CRYSTAL PLUS SOBRE FORJADO
STEP BY STEP ASSEMBLY OF VIEW CRYSTAL PLUS BALUSTRADE OVER SLAB

4.- COLOCACIÓN DEL CALZO EXTERIOR 348521
4.- PLACEMENT OF OUTSIDE WEDGE 348521

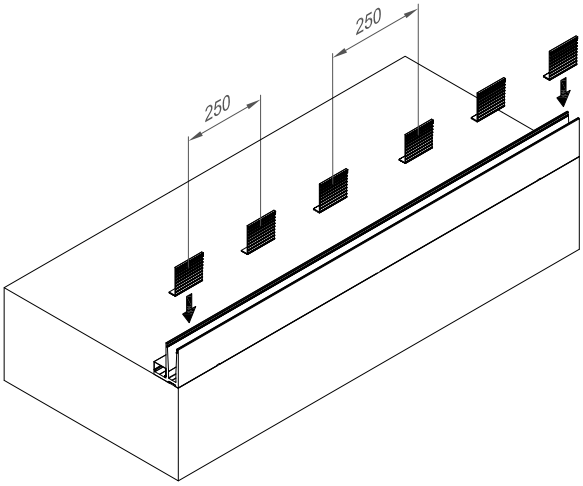

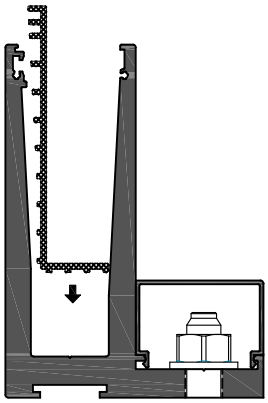

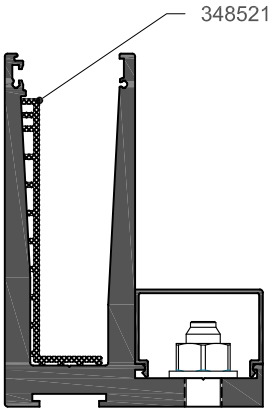

5.- COLOCACIÓN DE LA JUNTA EXTERIOR 348501
5.- PLACEMENT OF OUTSIDE GASKET 348501

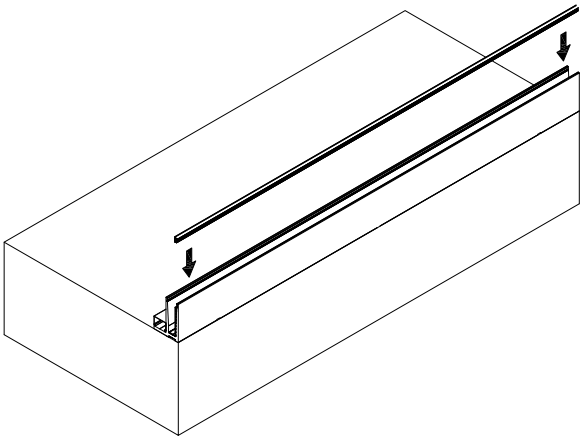

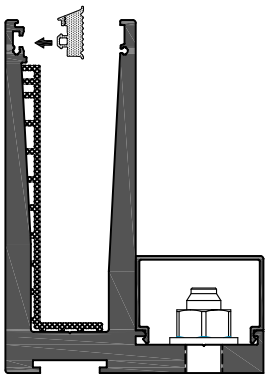

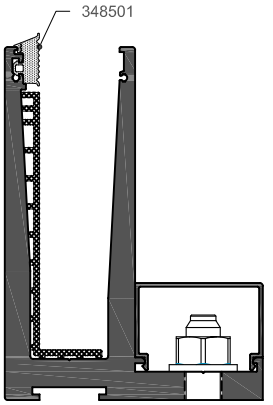

MONTAJE PASO A PASO BARANDILLA VIEW CRYSTAL PLUS SOBRE FORJADO
STEP BY STEP ASSEMBLY OF VIEW CRYSTAL PLUS BALUSTRADE OVER SLAB

6.- INTRODUCCIÓN DEL VIDRIO
6.- INSERTION OF THE GLASS

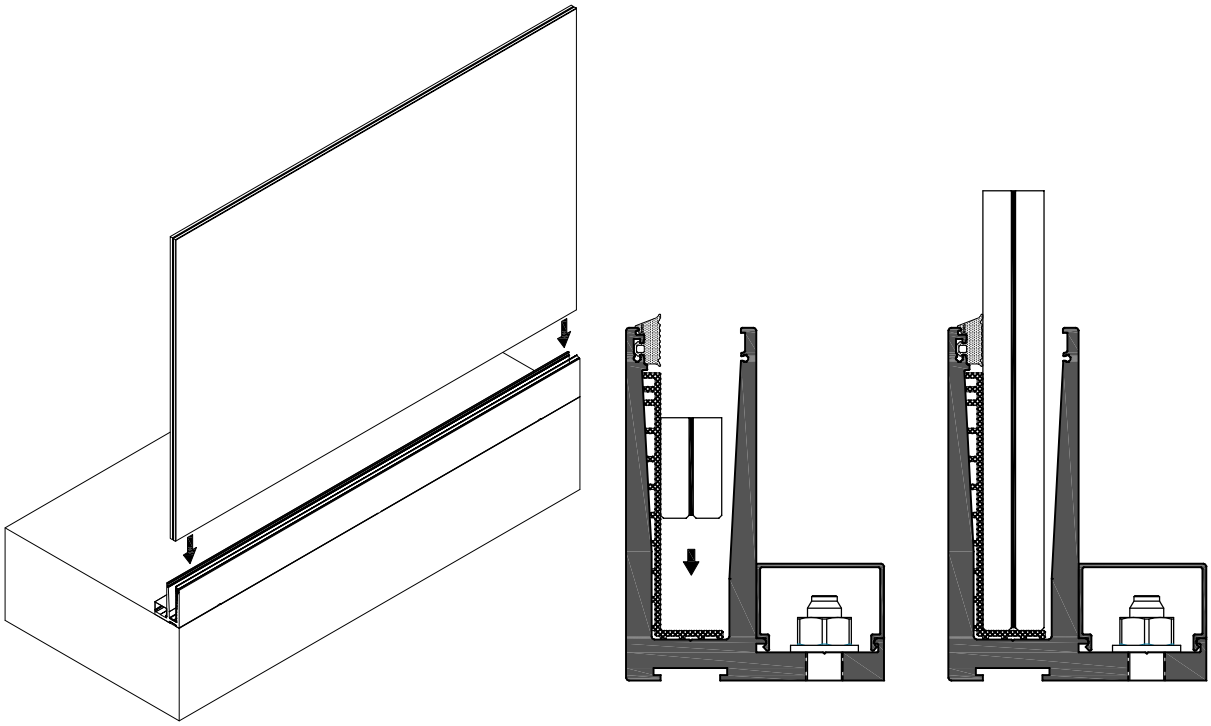

7.- INTRODUCCIÓN DE LOS CALZOS INTERIORES 348512 / 348516 / 348520 *
7.- INSERTION OF INSIDE WEDGES 348512 / 348516 / 348520 *

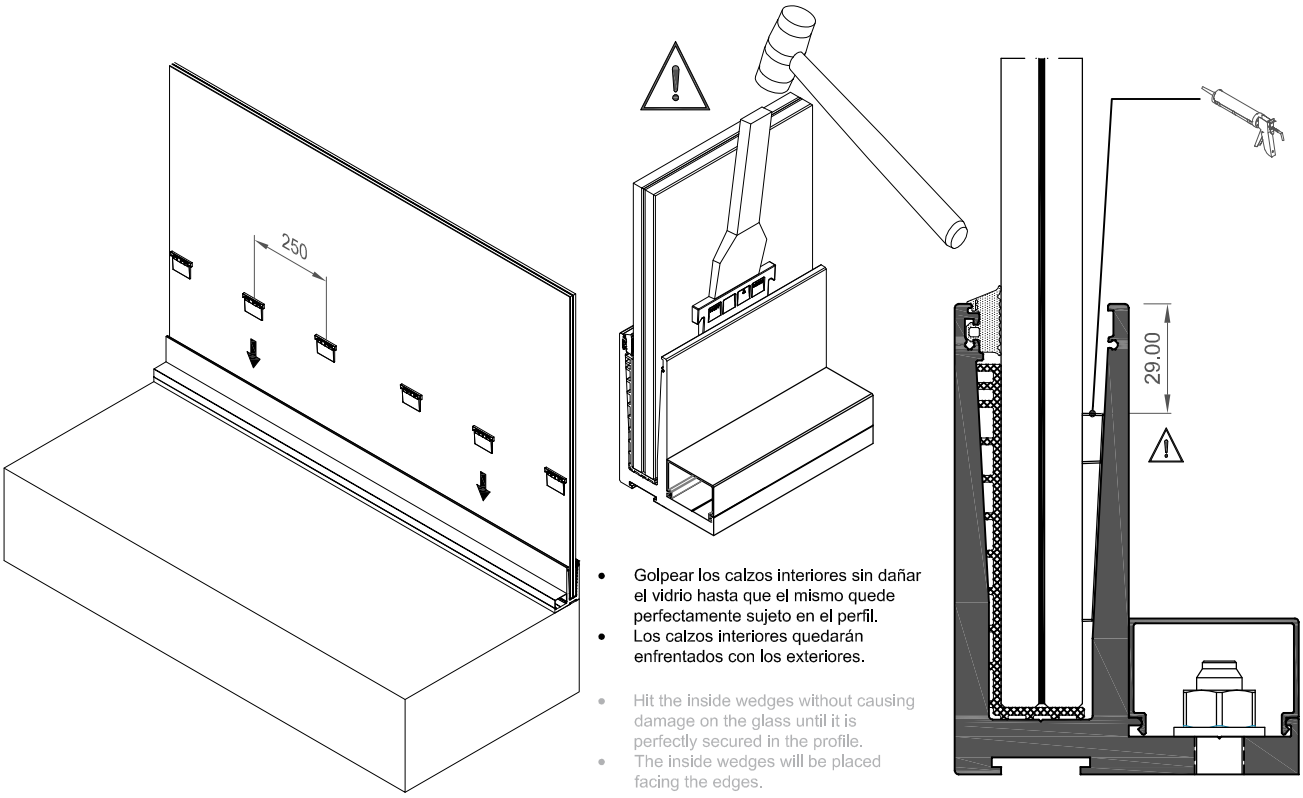

- Golpear los calzos interiores sin dañar el vidrio hasta que el mismo quede perfectamente sujeto en el perfil.
- Los calzos interiores quedarán enfrentados con los exteriores.

- Hit the inside wedges without causing damage on the glass until it is perfectly secured in the profile.
- The inside wedges will be placed facing the edges.

* A SELECCIONAR EN FUNCIÓN DEL ACRISTALAMIENTO. VER SECCIÓN DE ACRISTALAMIENTO.

* CHOSEN DEPENDING ON THE GLAZING. SEE GLAZING SECTION.

MONTAJE PASO A PASO BARANDILLA VIEW CRYSTAL PLUS SOBRE FORJADO
STEP BY STEP ASSEMBLY OF VIEW CRYSTAL PLUS BALUSTRADE OVER SLAB

8.- COLOCACIÓN DE LA JUNTA INTERIOR 250097 / 348502 / 348503 *
8.- PLACEMENT INSIDE GASKET 250097 / 348502 / 348503 *

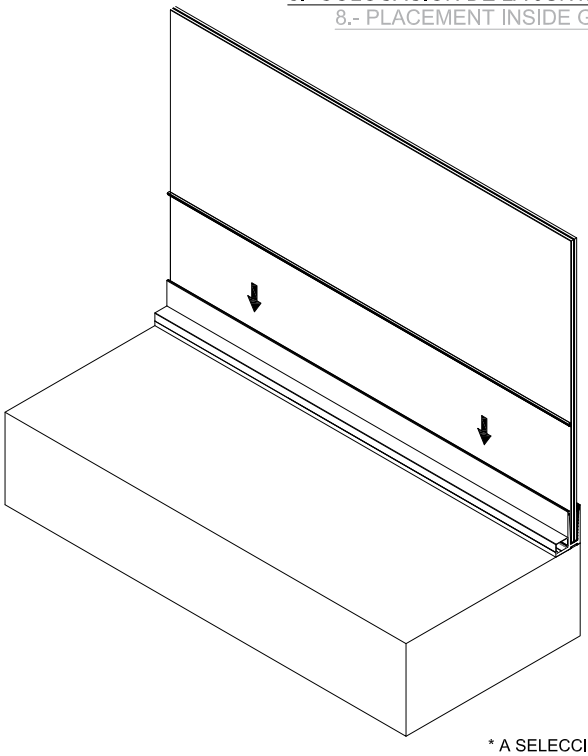

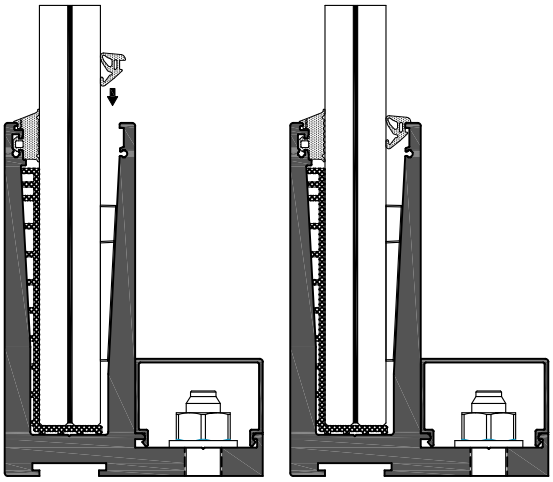

* A SELECCIONAR EN FUNCIÓN DEL ACRISTALAMIENTO. VER SECCIÓN DE ACRISTALAMIENTO.
* CHOSEN DEPENDING ON THE GLAZING. SEE GLAZING SECTION.

9.- COLOCACIÓN DE LAS TAPAS LATERALES 348555
9.- PLACEMENT LATERAL COVERS 348555

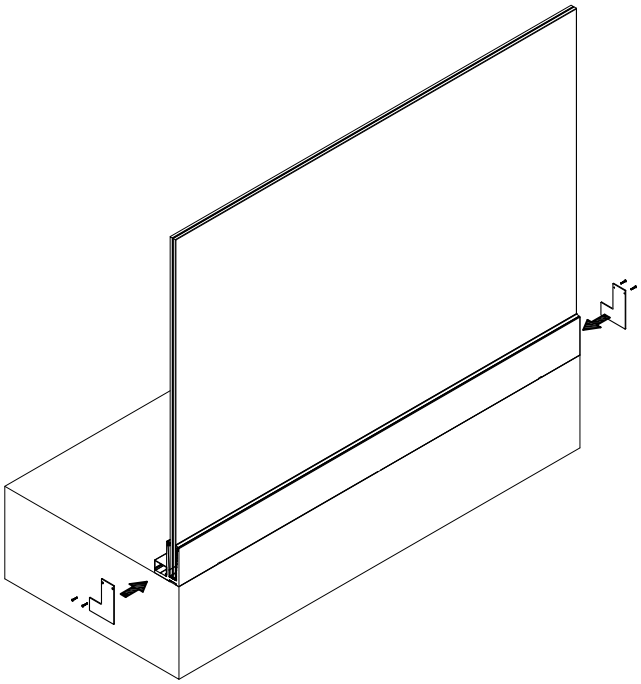

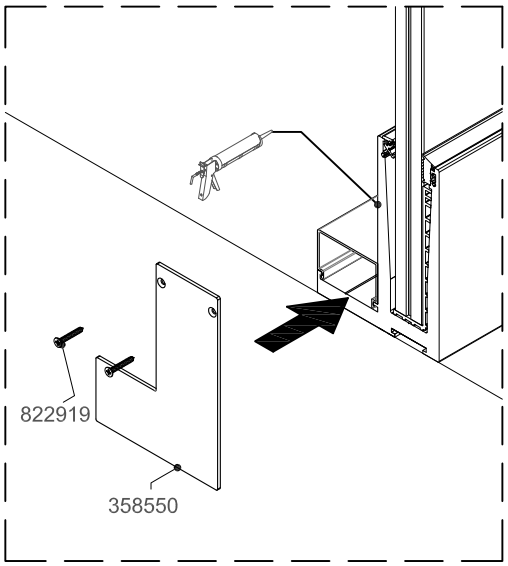

MONTAJE PASO A PASO BARANDILLA VIEW CRYSTAL PLUS A CANTO DE FORJADO

STEP BY STEP ASSEMBLY OF VIEW CRYSTAL PLUS BALUSTRADE ON SLAB EDGE

1.- PERFORACIÓN DEL FORJADO Y LIMPIEZA DEL TALADRO

1.- PERFORATION OF THE SLAB AND CLEANING THE DRILL

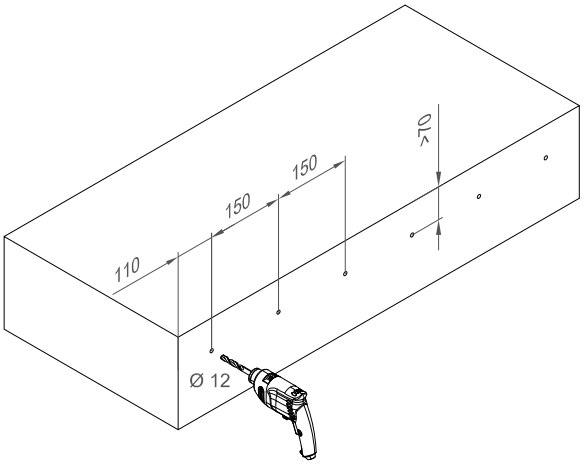

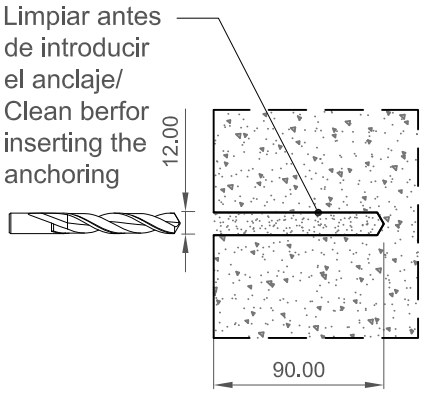

2.- COLOCACIÓN DEL PERFIL COR-8554 E INTRODUCCIÓN DE LOS ANCLAJES 348590

2.- PLACEMENT OF THE PROFILE COR-8554 AND INSERTION OF ANCHORING 348590

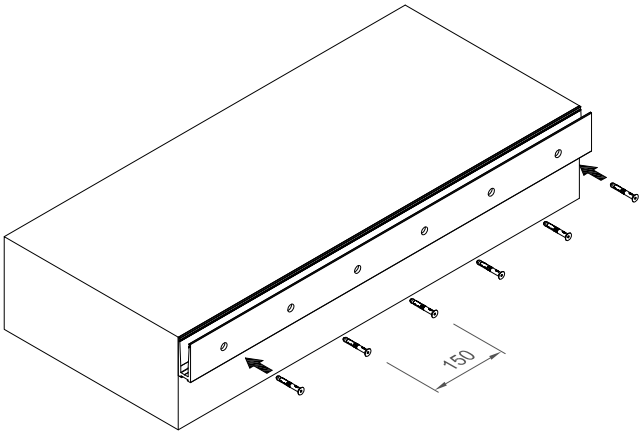

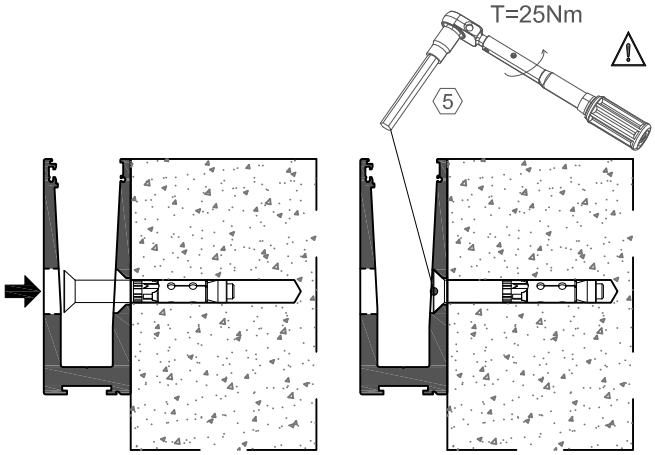

3.- CLIPAJE DE LA TAPA COR-8551

3.- CLIP THE COVER COR-8551

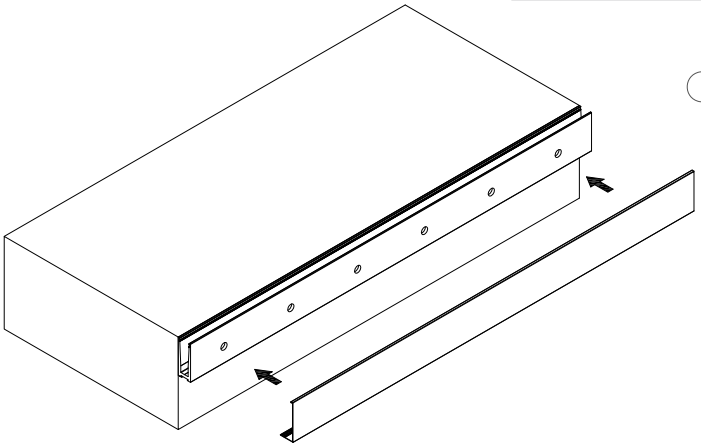

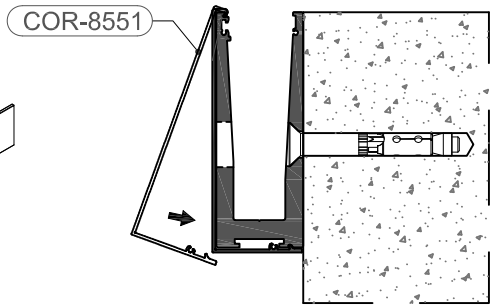

MONTAJE PASO A PASO BARANDILLA VIEW CRYSTAL PLUS A CANTO DE FORJADO
STEP BY STEP ASSEMBLY OF VIEW CRYSTAL PLUS BALUSTRADE ON SLAB EDGE

4.- COLOCACIÓN DEL CALZO EXTERIOR 348521
4.- PLACEMENT OF OUTSIDE WEDGE 348521

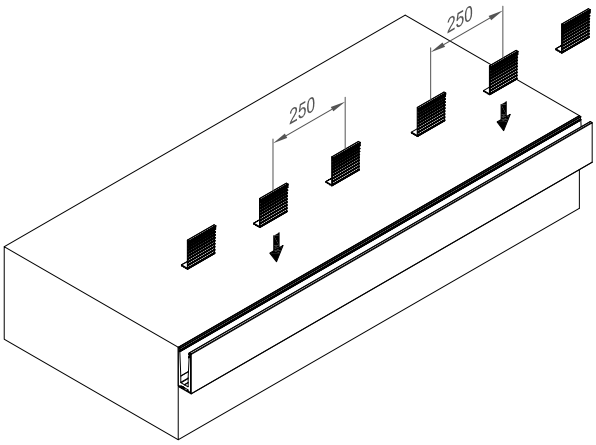

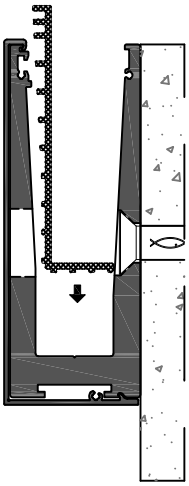

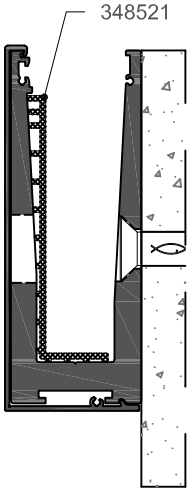

5.- COLOCACIÓN DE LA JUNTA EXTERIOR 348501
5.- PLACEMENT OF OUTSIDE GASKET 348501

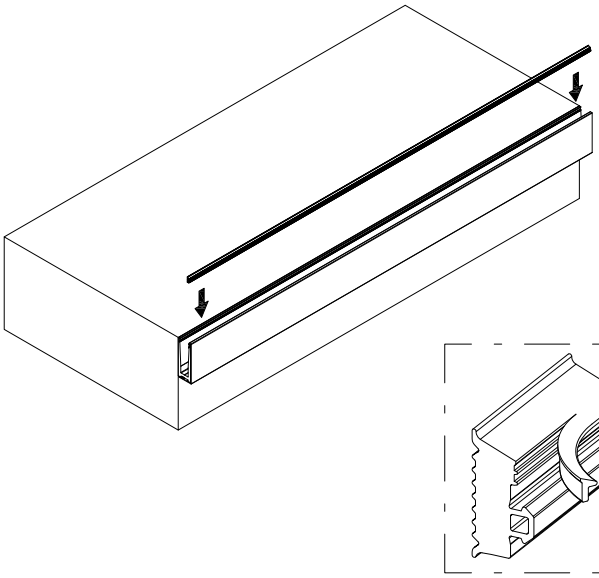

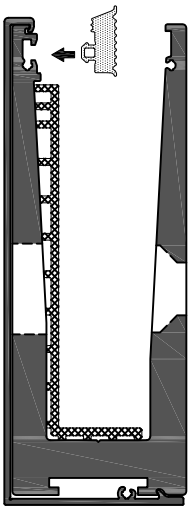

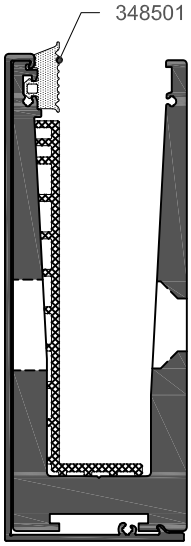

MONTAJE PASO A PASO BARANDILLA VIEW CRYSTAL PLUS A CANTO DE FORJADO

STEP BY STEP ASSEMBLY OF VIEW CRYSTAL PLUS BALUSTRADE ON SLAB EDGE

6.- INTRODUCCIÓN DEL VIDRIO

6.- INSERTION OF THE GLASS

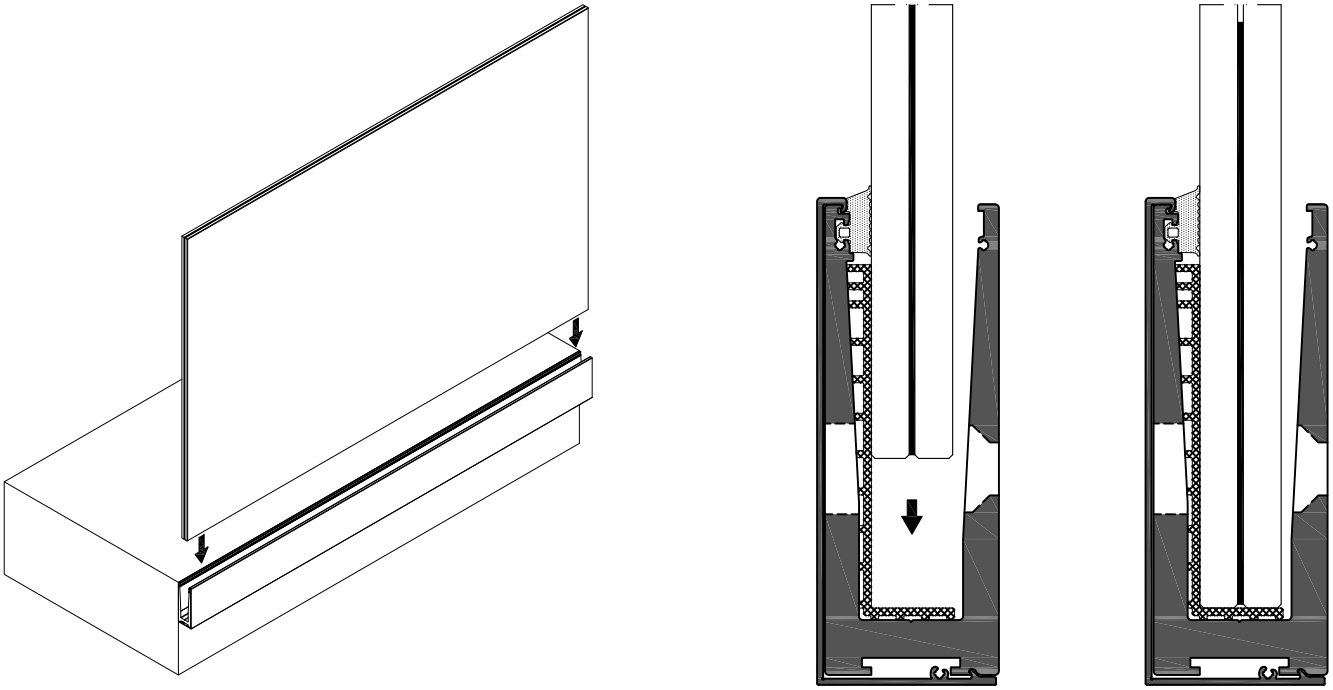

7.- INTRODUCCIÓN DE LOS CALZOS INTERIORES 348512 / 348516 / 348520 *

7.- INSERTION OF INSIDE WEDGES 348512 / 348516 / 348520 *

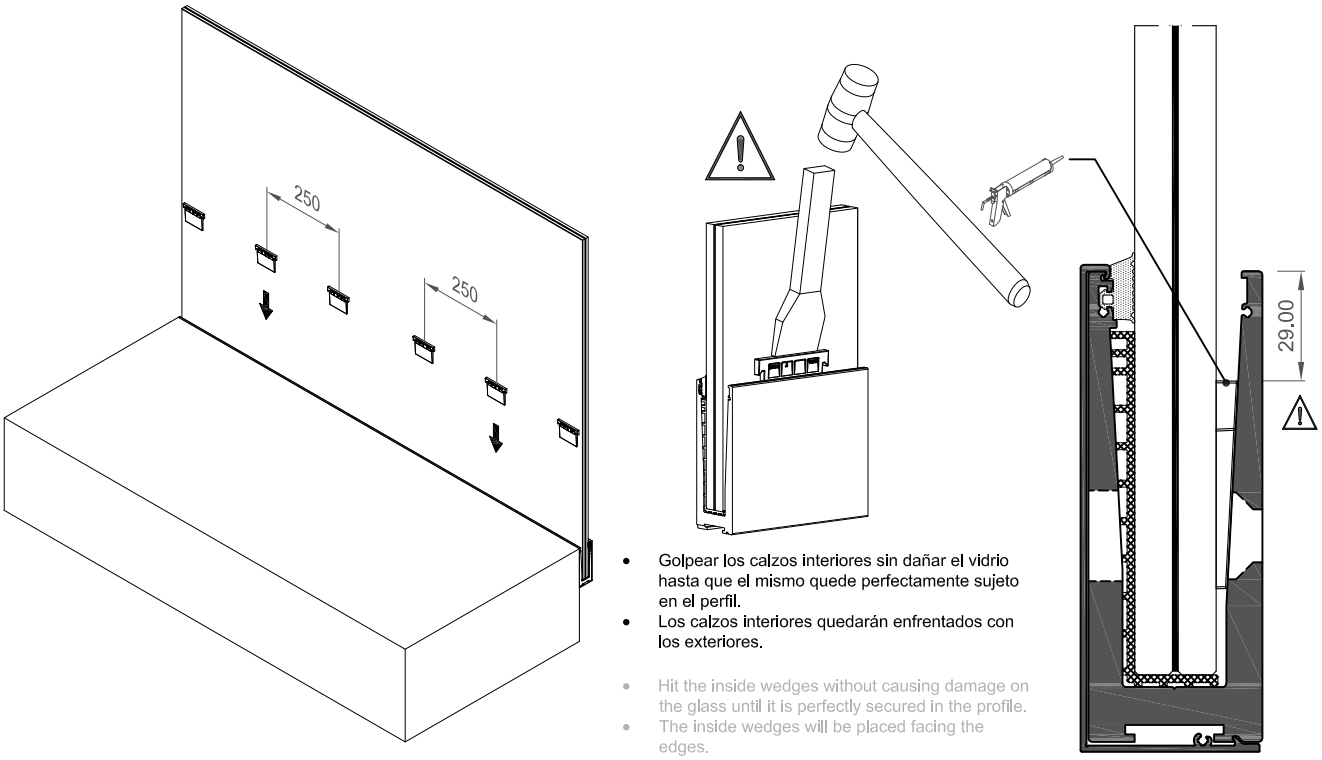

- Golpear los calzos interiores sin dañar el vidrio hasta que el mismo quede perfectamente sujeto en el perfil.
- Los calzos interiores quedarán enfrentados con los exteriores.

- Hit the inside wedges without causing damage on the glass until it is perfectly secured in the profile.
- The inside wedges will be placed facing the edges.

* A SELECCIONAR EN FUNCIÓN DEL ACRISTALAMIENTO. VER SECCIÓN DE ACRISTALAMIENTO.

* CHOSEN DEPENDING ON THE GLAZING. SEE GLAZING SECTION.

MONTAJE PASO A PASO BARANDILLA VIEW CRYSTAL PLUS A CANTO DE FORJADO

STEP BY STEP ASSEMBLY OF VIEW CRYSTAL PLUS BALUSTRADE ON SLAB EDGE

8.- COLOCACIÓN DE LA JUNTA INTERIOR 250097 / 348502 / 348503 *

8.- PLACEMENT OF INSIDE GASKET 250097 / 348502 / 348503 *

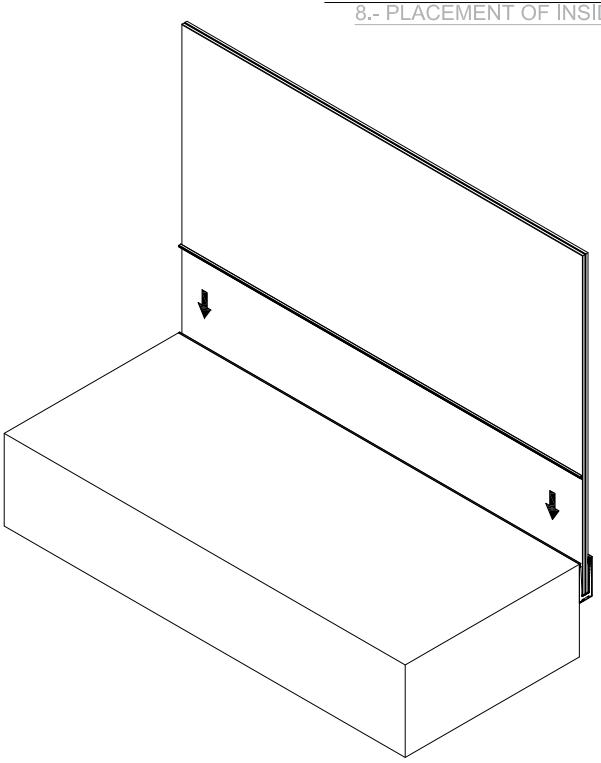

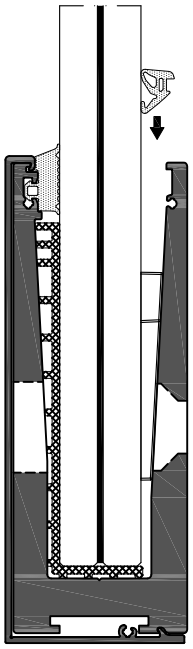

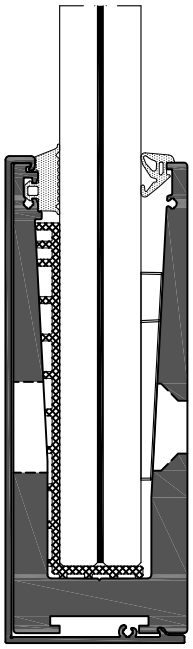

9.- COLOCACIÓN DE LAS TAPAS LATERALES 348565 / 348575

9.- PLACEMENT OF LATERAL COVERS 348565 / 348575

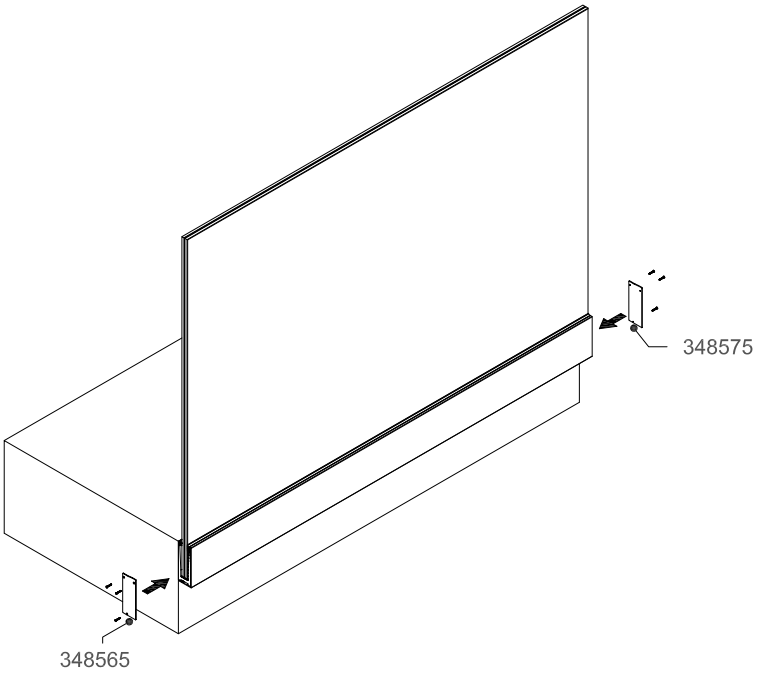

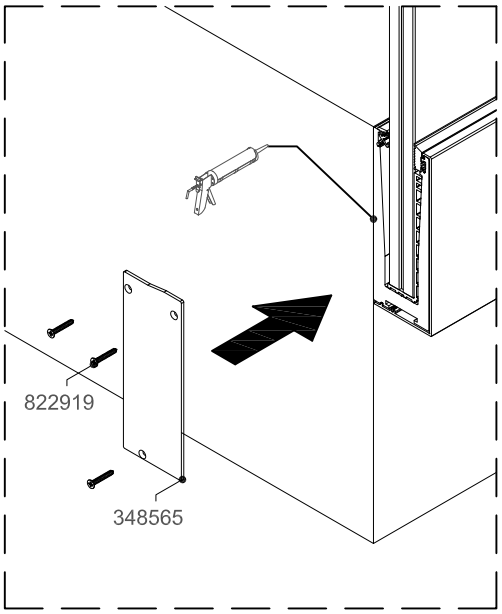

* A SELECCIONAR EN FUNCIÓN DEL ACRISTALAMIENTO. VER SECCIÓN DE ACRISTALAMIENTO.

* CHOSEN DEPENDING ON THE GLAZING. SEE GLAZING SECTION.

MONTAJE PASO A PASO BARANDILLA VIEW CRYSTAL PLUS A CANTO DE FORJADO ENRASADA

STEP BY STEP ASSEMBLY OF VIEW CRYSTAL PLUS BALUSTRADE FLUSH ON SLAB EDGE

1.- PERFORACIÓN DEL FORJADO Y LIMPIEZA DEL TALADRO

1.- PERFORATION OF THE SLAB AND CLEANING THE DRILL

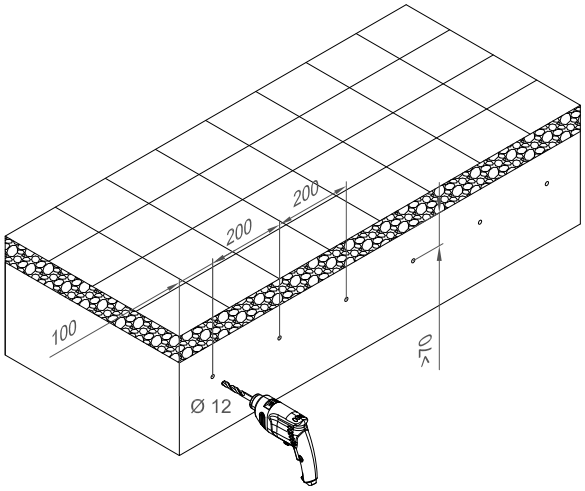

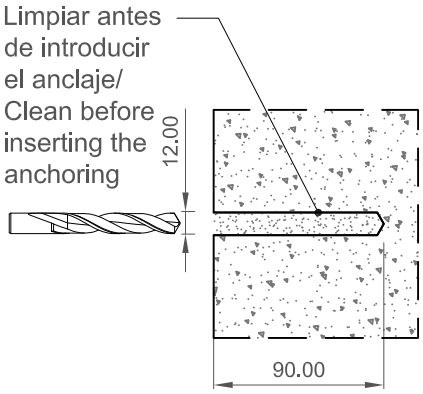

2.- COLOCACIÓN DEL PERFIL COR-8566 E INTRODUCCIÓN DE LOS ANCLAJES 348592

2.- PLACEMENT OF THE PROFILE COR-8566 AND INSERTION OF ANCHORING 348592

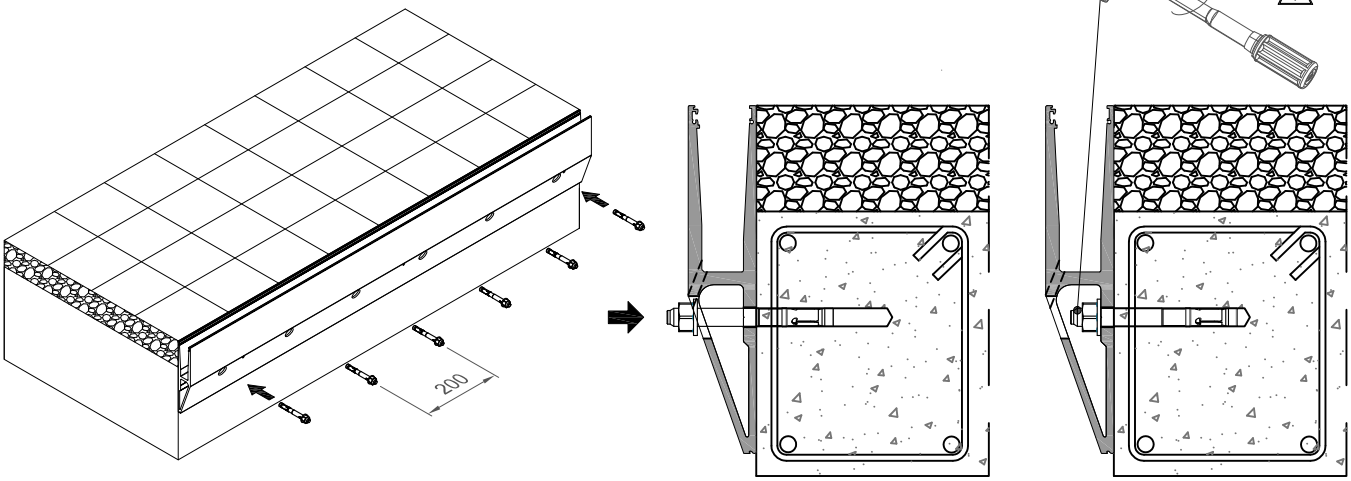

3.- CLIPAJE DE LA TAPA COR-8564

3.- CLIP COVER COR-8564

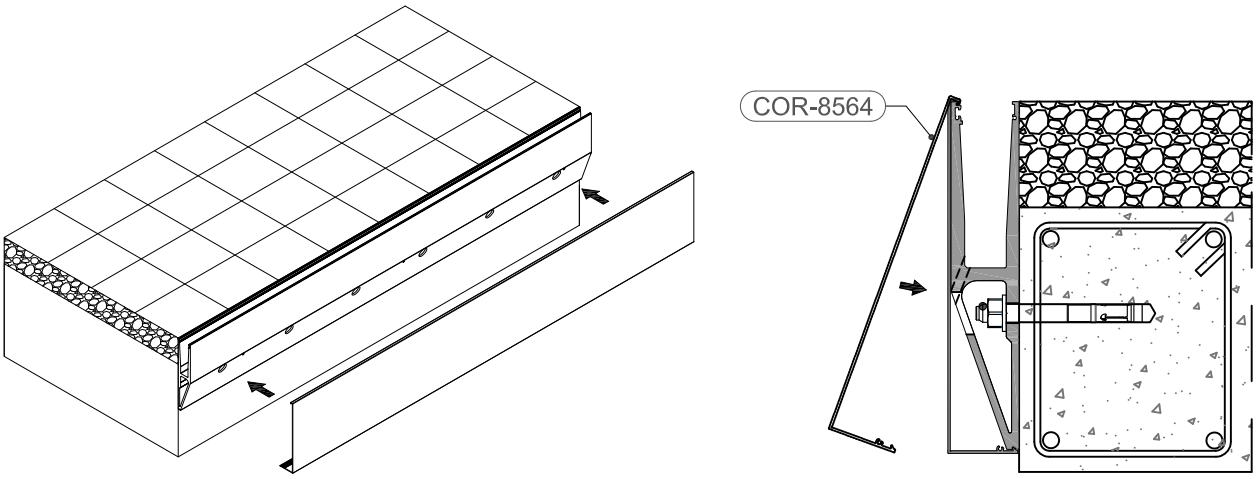

MONTAJE PASO A PASO BARANDILLA VIEW CRYSTAL PLUS A CANTO DE FORJADO ENRASADA

STEP BY STEP ASSEMBLY OF VIEW CRYSTAL PLUS BALUSTRADE FLUSH ON SLAB EDGE

4.- COLOCACIÓN DEL CALZO EXTERIOR 348521

4.- PLACEMENT OF THE OUTSIDE WEDGE 348521

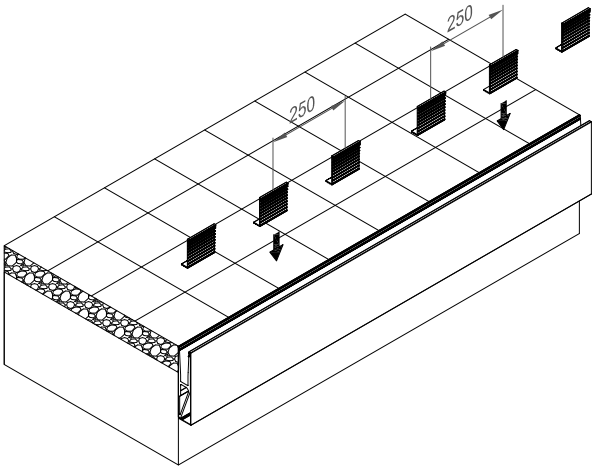

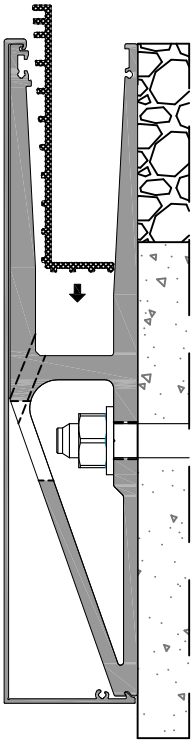

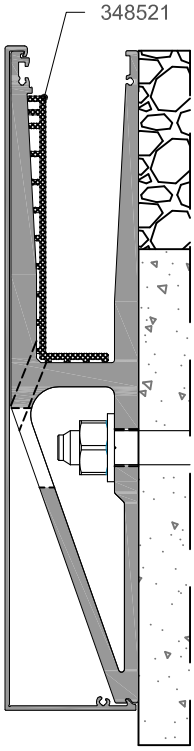

5.- COLOCACIÓN DE LA JUNTA EXTERIOR 348501

5.- PLACEMENT OF THE OUTSIDE GASKET 348501

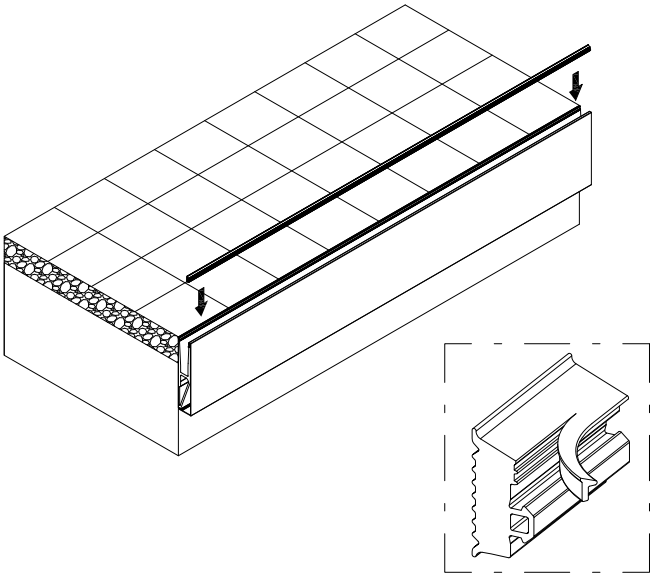

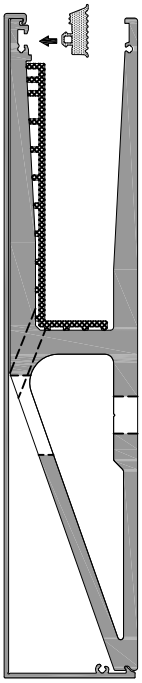

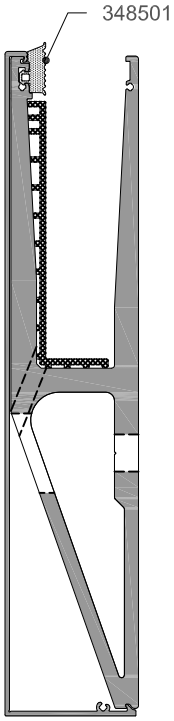

MONTAJE PASO A PASO BARANDILLA VIEW CRYSTAL PLUS A CANTO DE FORJADO ENRASADA

STEP BY STEP ASSEMBLY OF VIEW CRYSTAL PLUS BALUSTRADE FLUSH ON SLAB EDGE

6.- INTRODUCCIÓN DEL VIDRIO

6.- INSERTION OF THE GLASS

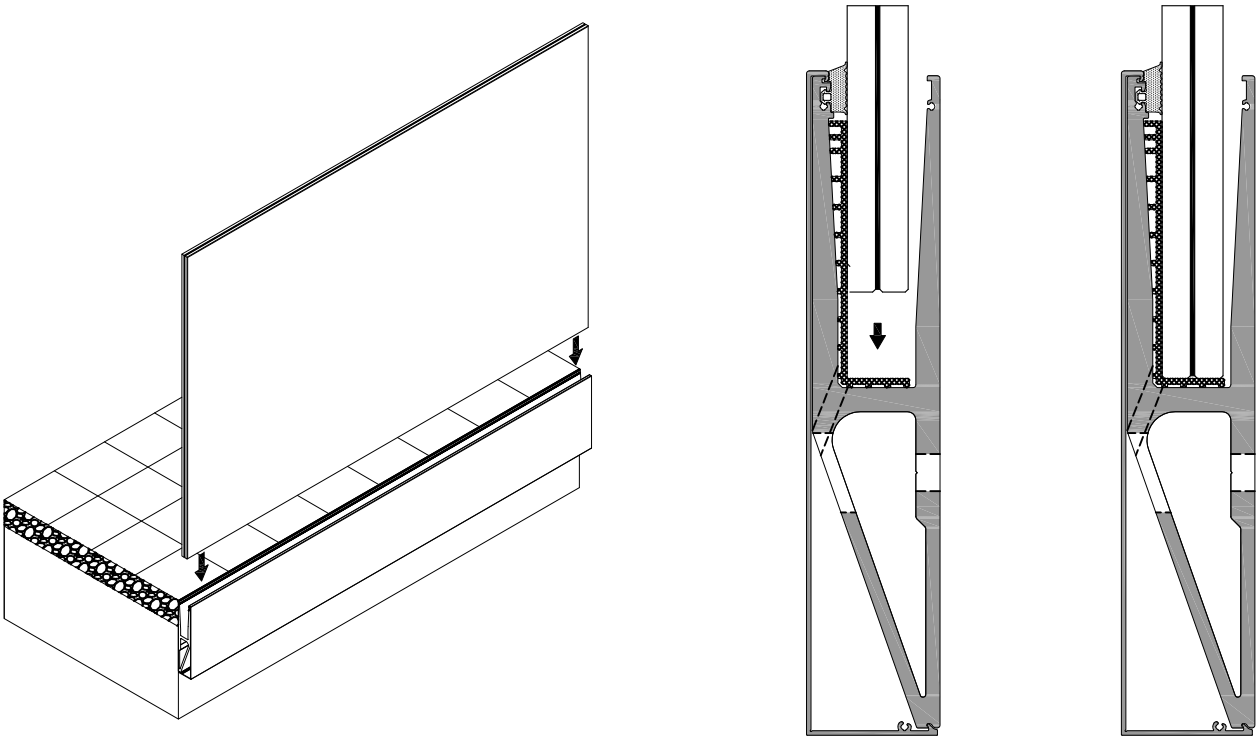

7.- INTRODUCCIÓN DE LOS CALZOS INTERIORES 348512 / 348516 / 348520 *

7.- PLACEMENT OF THE INSIDE WEDGES 348512 / 348516 / 348520 *

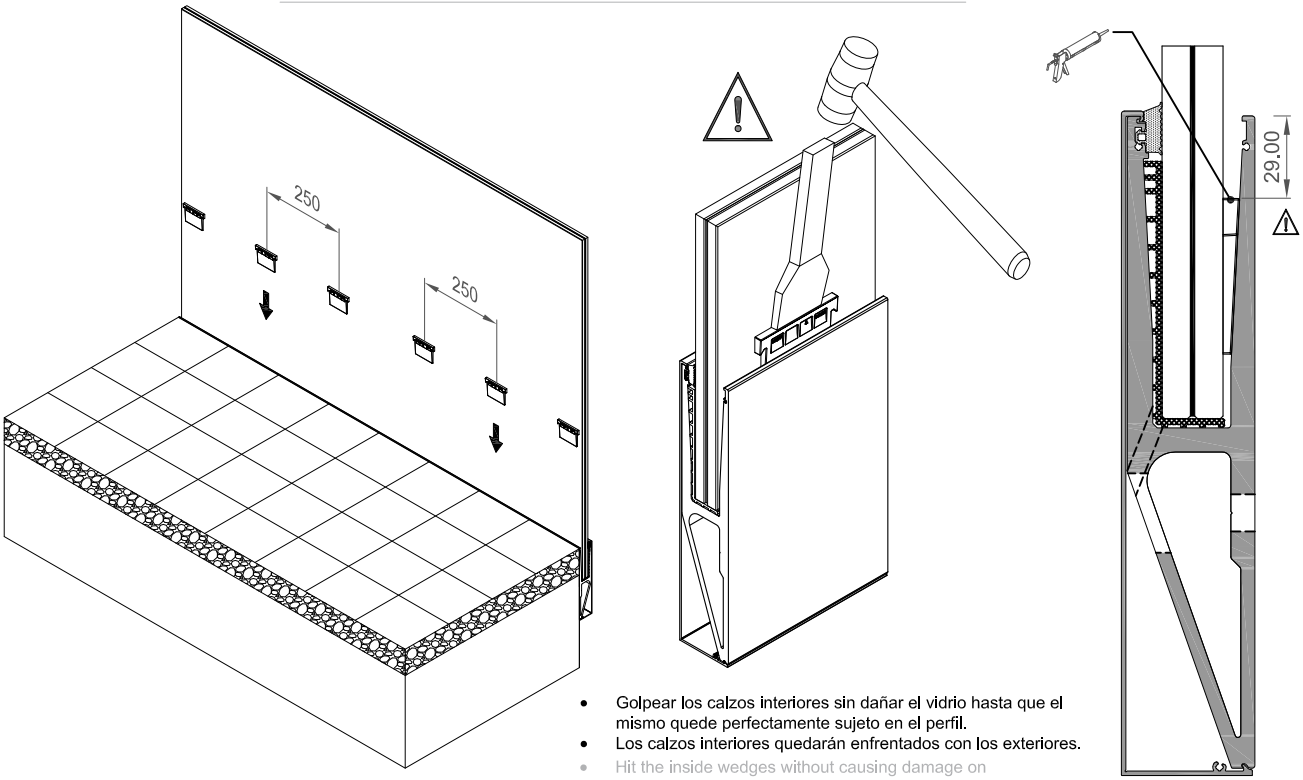

- Golpear los calzos interiores sin dañar el vidrio hasta que el mismo quede perfectamente sujeto en el perfil.
- Los calzos interiores quedarán enfrentados con los exteriores.
- Hit the inside wedges without causing damage on the glass until it is perfectly secured in the profile.
- The inside wedges will be placed facing the edges.

* A SELECCIONAR EN FUNCIÓN DEL ACRISTALAMIENTO. VER SECCIÓN DE ACRISTALAMIENTO.

MONTAJE PASO A PASO BARANDILLA VIEW CRYSTAL PLUS A CANTO DE FORJADO ENRASADA

STEP BY STEP ASSEMBLY OF VIEW CRYSTAL PLUS BALUSTRADE FLUSH ON SLAB EDGE

8.- COLOCACIÓN DE LA JUNTA INTERIOR 250097 / 348502 / 348503 *

8.- PLACEMENT OF THE INSIDE GASKET 250097 / 348502 / 348503 *

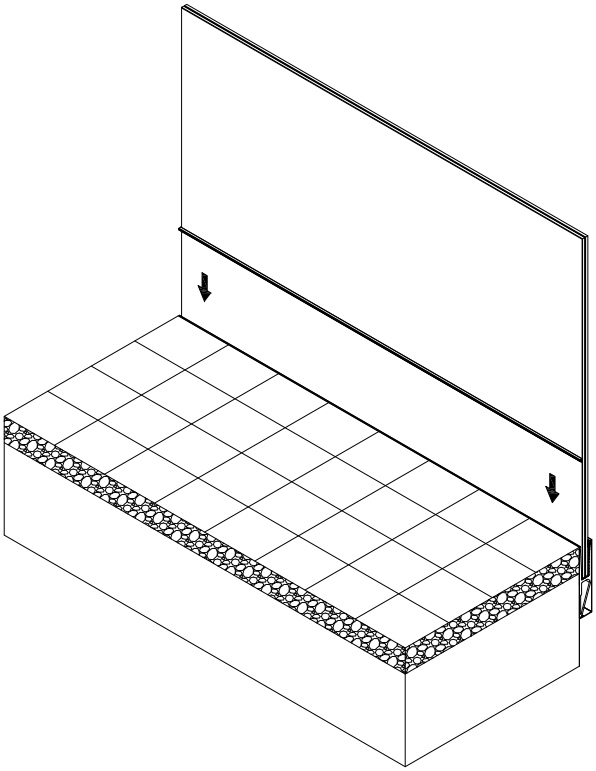

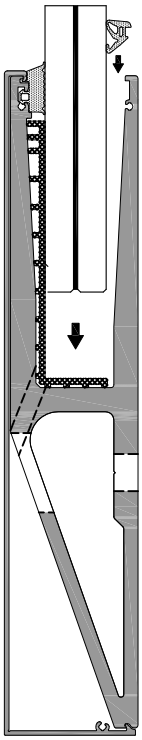

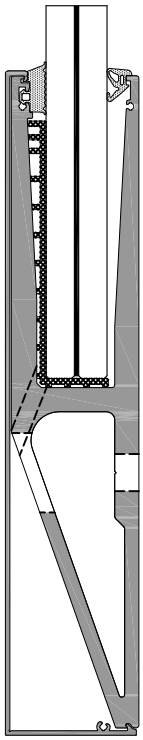

9.- COLOCACIÓN DE LAS TAPAS LATERALES 348565 / 348575

9.- PLACEMENT OF THE LATERAL COVERS 348565/348575

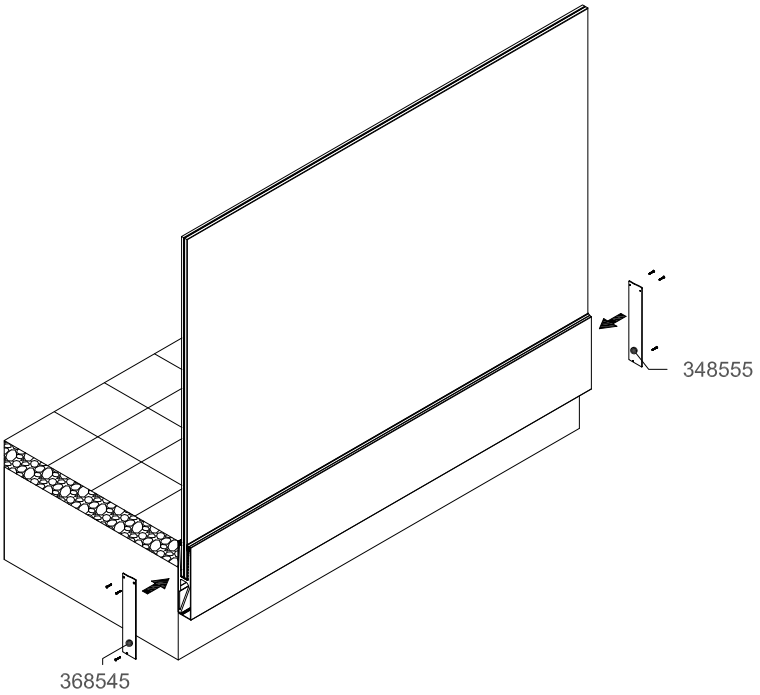

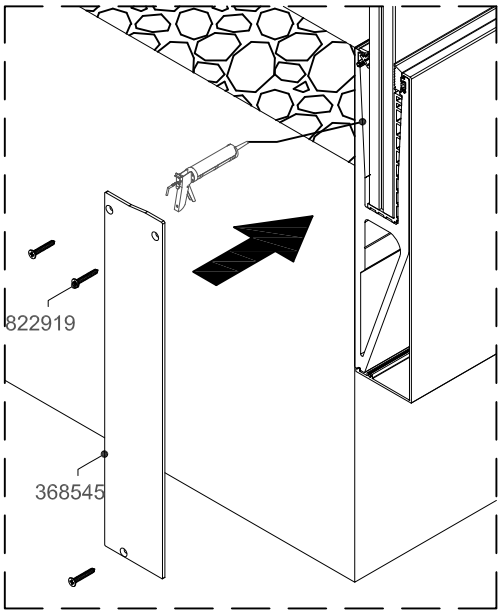

* A SELECCIONAR EN FUNCIÓN DEL ACRISTALAMIENTO. VER SECCIÓN DE ACRISTALAMIENTO.

* CHOSEN DEPENDING ON THE GLAZING. SEE GLAZING SECTION.

DETALLE DE COLOCACIÓN DEL BULÓN DE ALINEAMIENTO (REF.348595)

PLACEMENT SCHEME OF THE ALIGNMENT BOLT (REF. 348595)

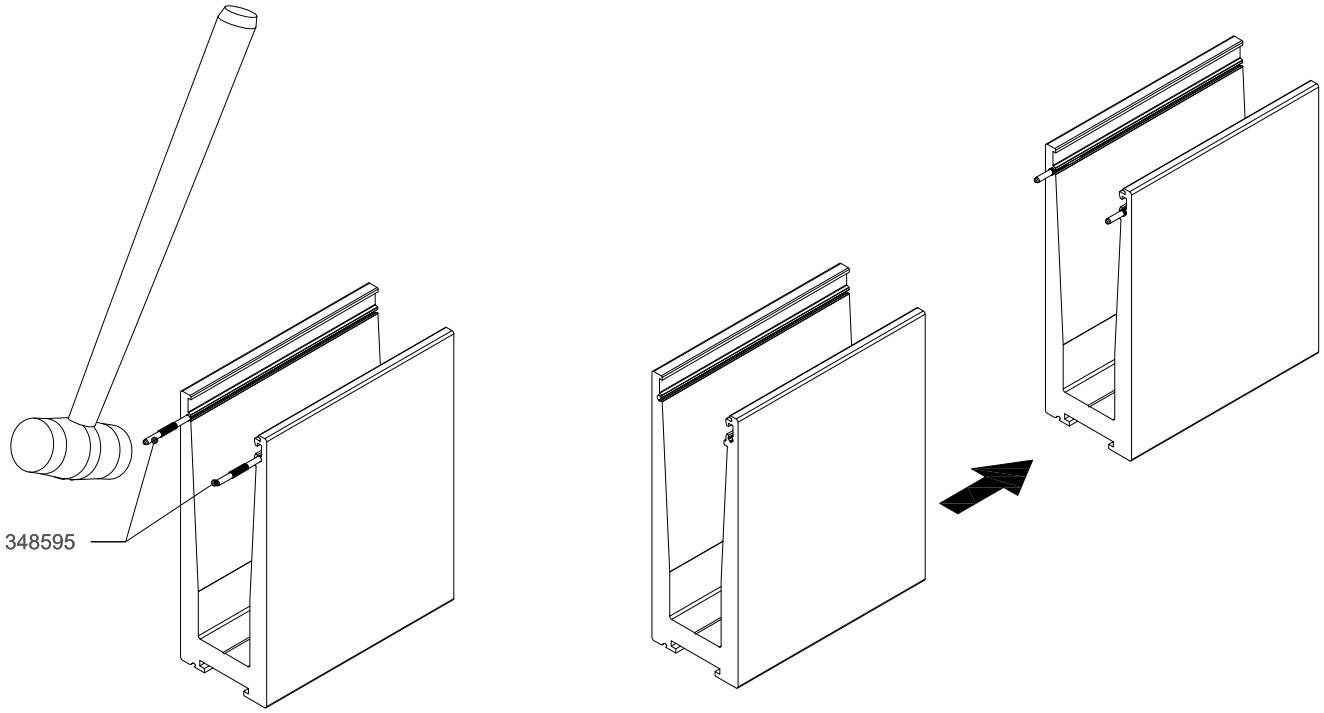

DETALLE DE COLOCACIÓN CINTA SEPARADORA VIDRIOS (REF.358530)

PLACEMENT SCHEME OF GLASS DIVIDER STRIP (REF.358530)

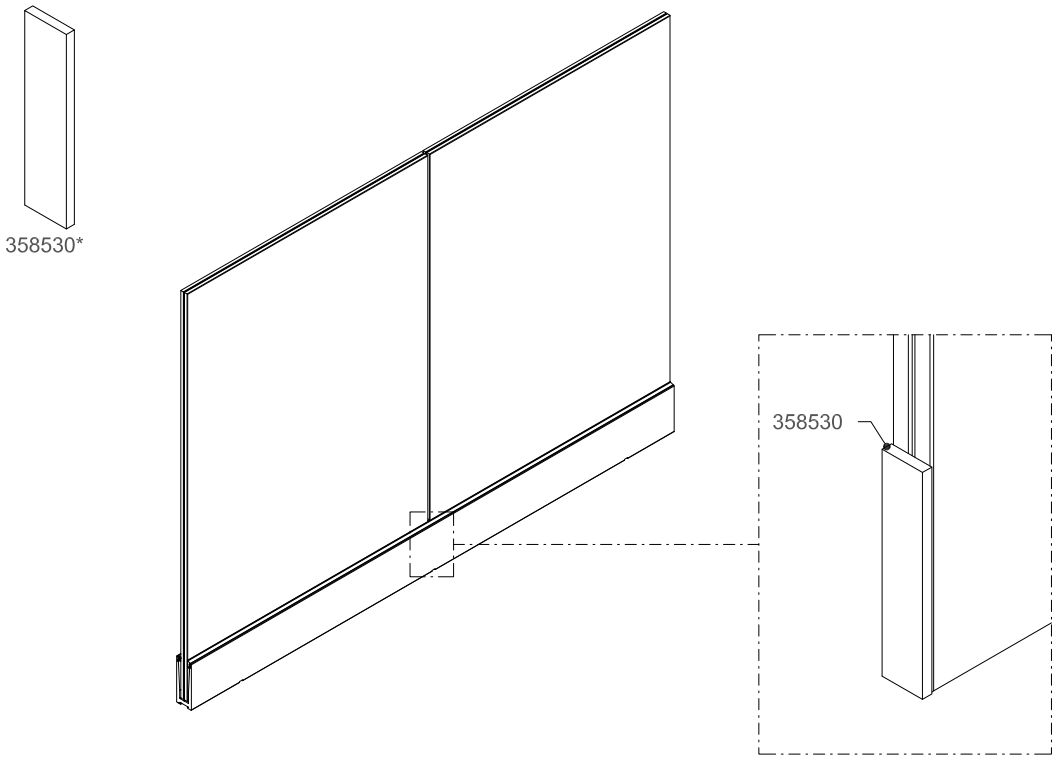

* Colocar a cada lado del vidrio. Es necesario cortar la cinta al ancho del vidrio.
* Pace at each side of the glass. It is necessary to cut the strip at the width of the glass.

DETALLE DE COLOCACIÓN DEL REMATE DE VIDRIO (REF.COR-8561, 8562 Y 8563)
PLACEMENT SCHEME OF THE GLASS FINISHING (REF. COR-8561, 8562 AND 8563)

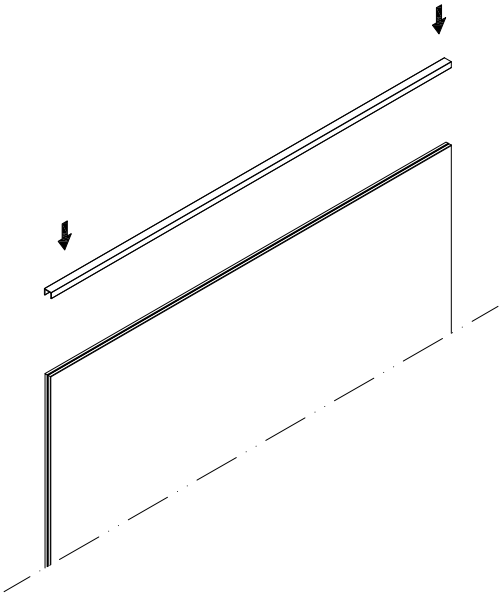

OPCIÓN 1: SELLADO CON CINTA PEGADO REMATE
OPTION 1: SEALING WITH FINISHING ADHESIVE TAPE

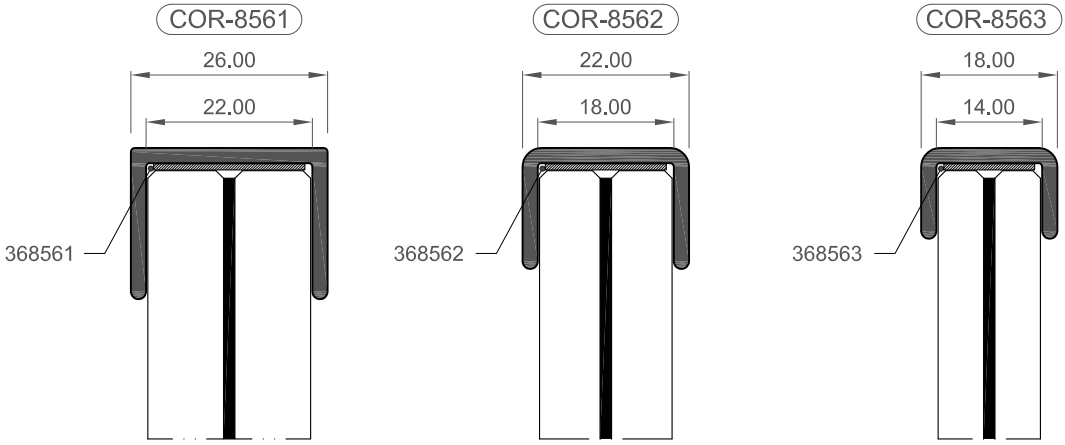

OPCIÓN 2: SELLADO CON SILICONA
OPTION 2: SEALING WITH SILICONE

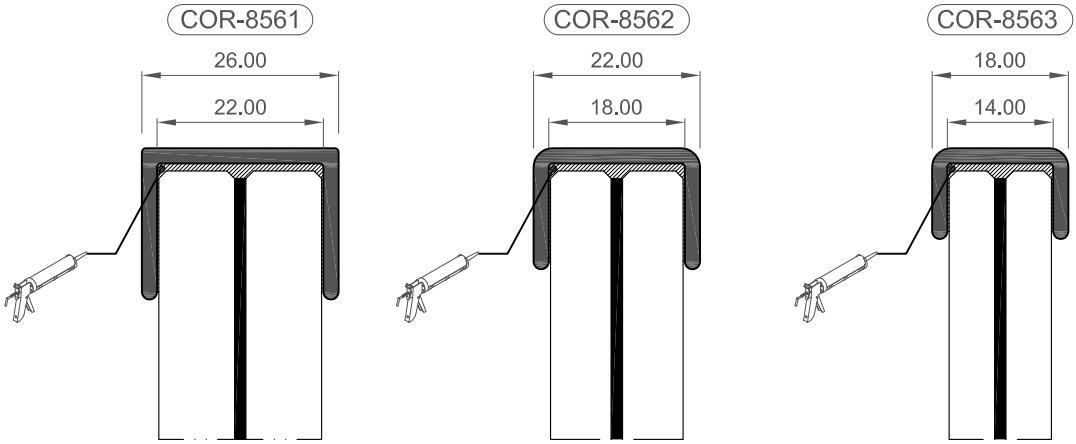

DESAGÜE DE LA ZONA INTERIOR DELIMITADA POR LA BARANDILLA
DRAINAGE TO THE INTERIOR AREA BOUNDED BY THE BALUSTRADE

BALCONES O TERRAZAS BAJO CUBIERTA
BALCONIERS OR TERRACES BELOW DECK

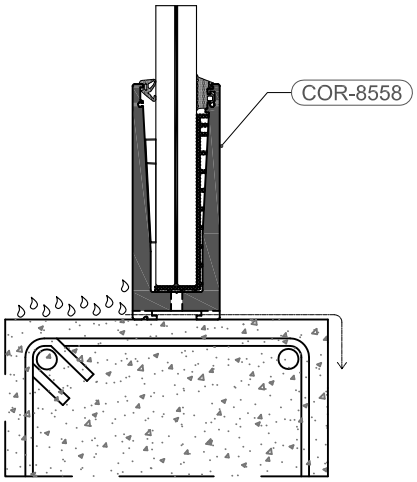

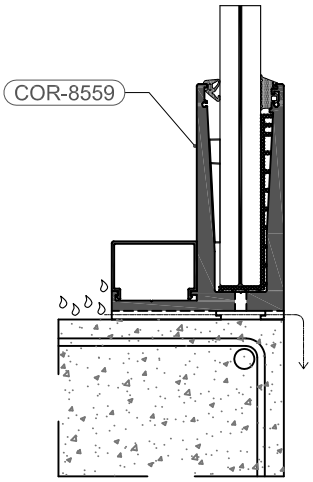

NOTAS:
- Los perfiles COR-8558 y COR-8559 se fabrican bajo pedido.
- Esta solución es solamente válida **para zonas poco expuestas**, nunca se usará en zonas donde haya que evacuar grandes caudales de agua.

NOTES:
- The profiles COR-8558 and COR-8559 are made upon request.
- This solution is only valid **for little exposed areas** will never be used in areas where it has to evacuate large volumes of water.

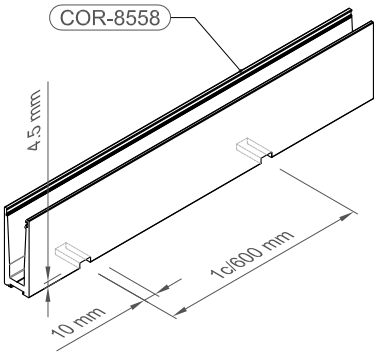

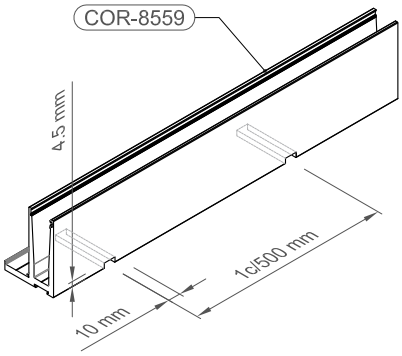

BALCONES O TERRAZAS A LA INTEMPERIE
BALCONIES OR TERRACES EXPOSED TO THE WEATHER

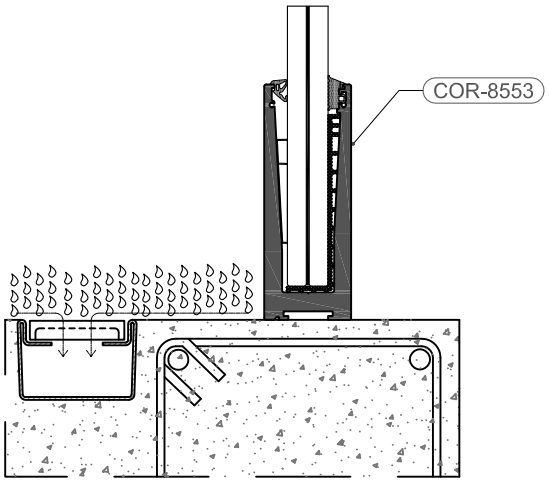

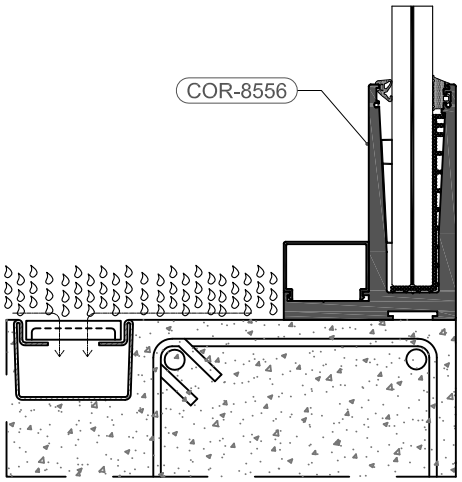

DRENAJE ZONAS EXPUESTAS

DRAINAGE EXPOSED AREAS

BARANDILLA VIEW CRYSTAL SOBRE FORJADO

VIEW CRYSTAL BALUSTRADE OVER SLAB

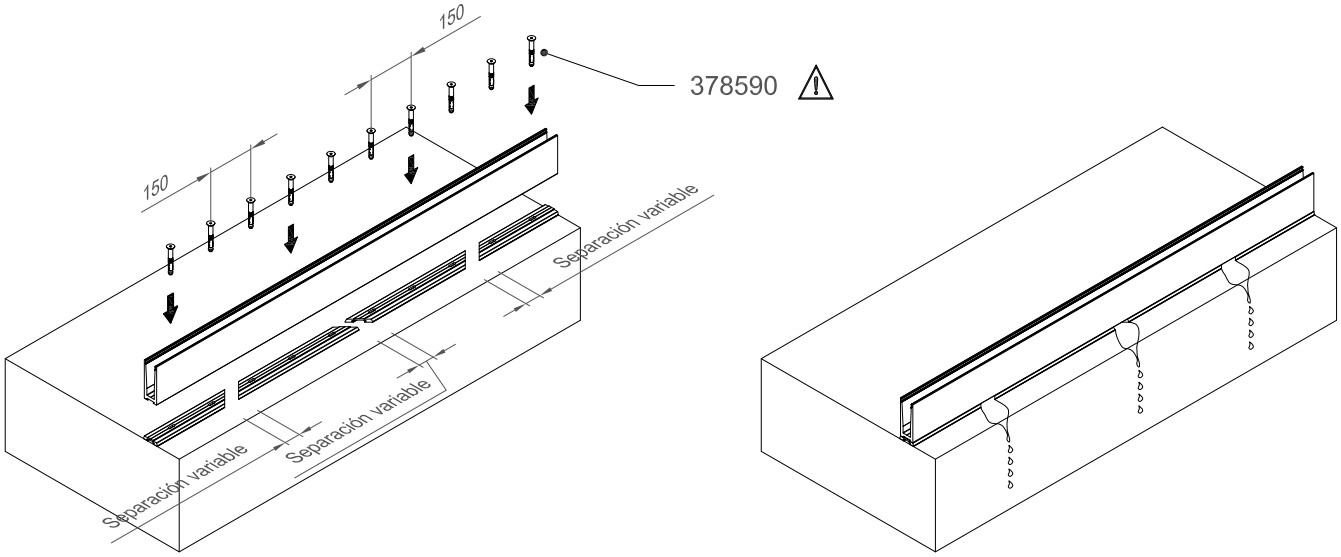

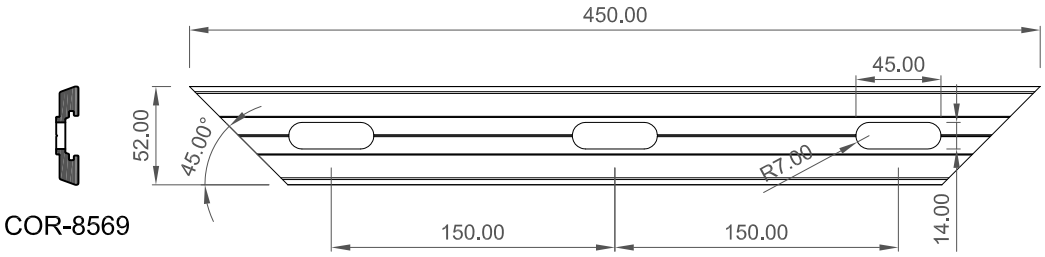

NOTA:

- Ejemplo de disposición de perfil de drenaje inferior, el cual puede ser suministrado sin mecanizar (Cor-8568) o mecanizado (Cor-8569).

NOTE:

- Example of lower drain profil arrangement, wich can be supplied without machining (Cor-8568) or machining (Cor-8569).

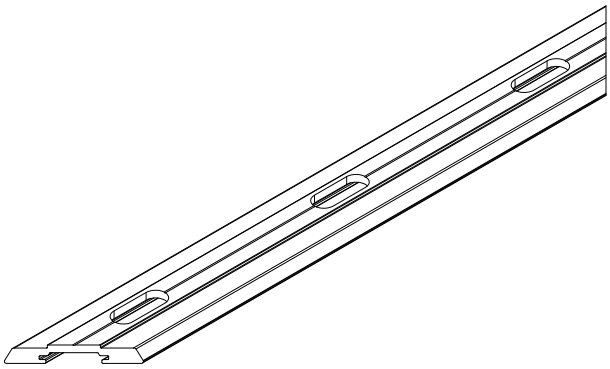

DRENAJE ZONAS EXPUESTAS

DRAINAGE EXPOSED AREAS

BARANDILLA A CANTO DE FORJADO

BALUSTRADE ON SLAB EDGE

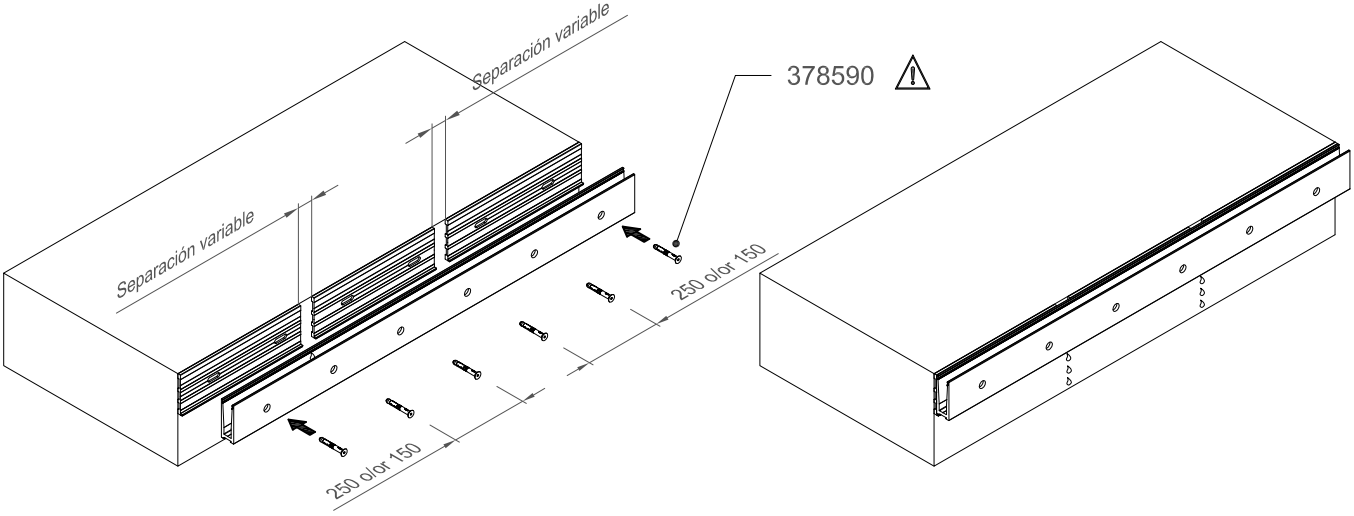

368561

Interponer cinta de pegado 368561 entre el perfil de drenaje y el soporte de la barandilla, previamente a la fijación con los tornillos de anclaje.

Interpose adhesive tape 368561 between drainage profile and balustrade support, previously to the fixation with anchoring screws.

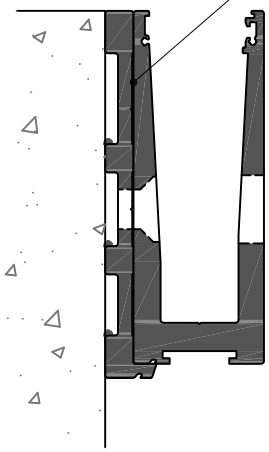

BARANDILLA VIEW CRYSTAL / VIEW CRYSTAL BALUSTRADE

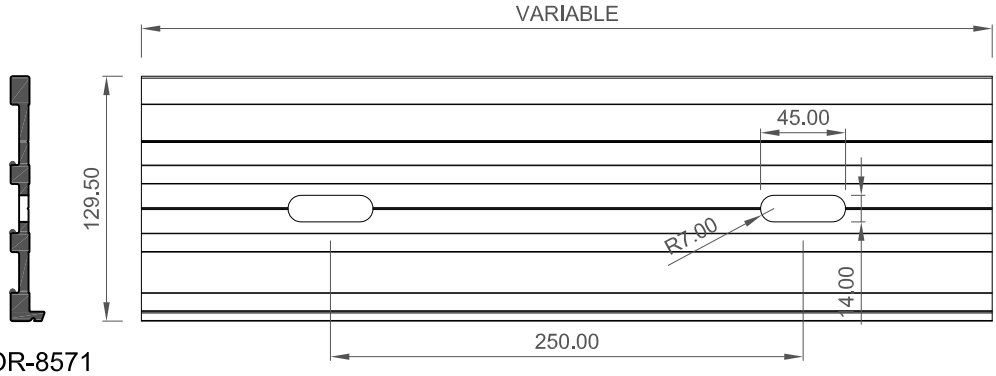

COR-8571

NOTA:

- Ejemplo de disposición de perfil de drenaje a frente forjado, el cual puede ser suministrado sin mecanizar (Cor-8570) o mecanizado (Cor-8571 o Cor-8572).

NOTE:

- Example of on slab edge drain profil arrangement, wich can be supplied without machining (Cor-8570) or machining (Cor-8571 or Cor-8572).

BARANDILLA VIEW CRYSTAL PLUS / VIEW CRYSTAL PLUS BALUSTRADE

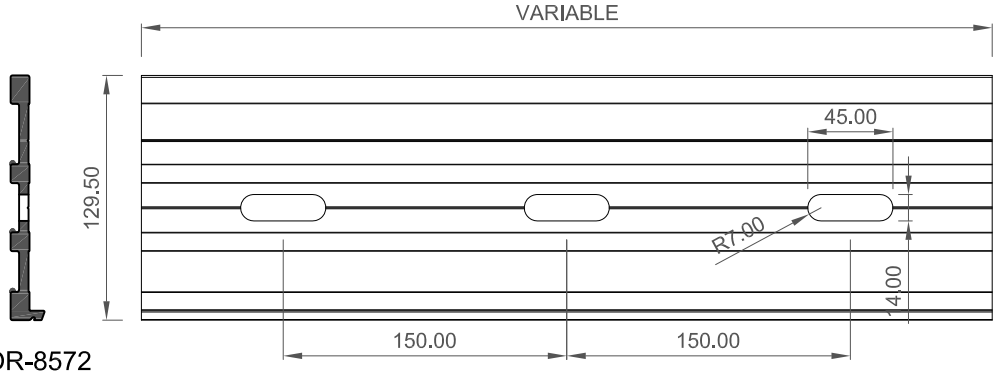

COR-8572

DRENAJE ZONAS EXPUESTAS

DRAINAGE EXPOSED AREAS

BARANDILLA A CANTO DE FORJADO ENRASADA

BALUSTRADE FLUSH ON SLAB EDGE

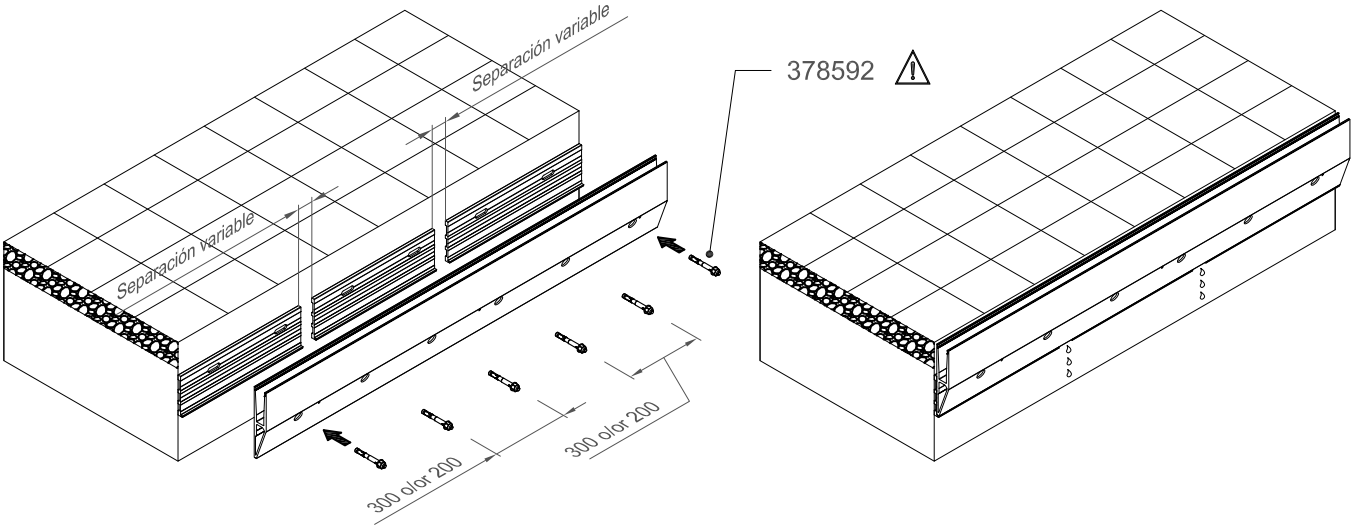

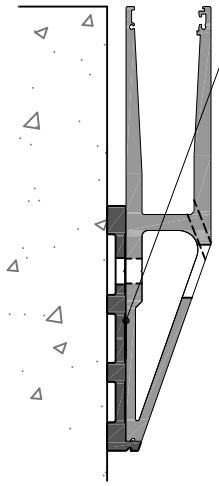

368561

Interponer cinta de pegado 368561 entre el perfil de drenaje y el soporte de la barandilla, previamente a la fijación con los tornillos de anclaje.

Interpose adhesive tape 368561 between drainage profile and balustrade support, previously to the fixation with anchoring screws.

BARANDILLA VIEW CRYSTAL / VIEW CRYSTAL BALUSTRADE



COR-8574

NOTA:

- Ejemplo de disposición de perfil de drenaje a frente forjado enrasada, el cual puede ser suministrado sin mecanizar (Cor-8570) o mecanizado (Cor-8574 o Cor-8575).

NOTE:

- Example of flush on slab edge drain profil arrangement, wich can be supplied without machining (Cor-8570) or machining (Cor-8574 or Cor-8575).

BARANDILLA VIEW CRYSTAL PLUS / VIEW CRYSTAL PLUS BALUSTRADE



COR-8575

9. MECANIZADOS
9. MACHINING

IMPORTANTE

CORTIZO SISTEMAS, S.A. se reserva el derecho de modificar o eliminar cualquiera de sus perfiles, accesorios o juntas del sistema sin previo aviso.

CORTIZO SISTEMAS, S.A. no se hace responsable de las posibles erratas tipográficas de este catálogo y recomienda encarecidamente al cliente que, antes de la formalización de cualquier pedido, verifique que las referencias aparecidas en el mismo son las correctas.

IMPORTANT

CORTIZO SISTEMAS, S.A. reserves the right to modify or remove any of its system profiles, accessories or gaskets without prior notification.

CORTIZO SISTEMAS, S.A. will not be responsible for any possible typographical errors in this catalogue and strongly recommends to the client that, before formalising any order, to check that the references that appear in this catalogue are correct.

MECANIZADO PERFIL COR-8550 PARA MONTAJE SOBRE FORJADO (VIEW CRYSTAL)

PROFILE COR-8550 MACHINING FOR ASSEMBLY OVER SLAB (VIEW CRYSTAL)

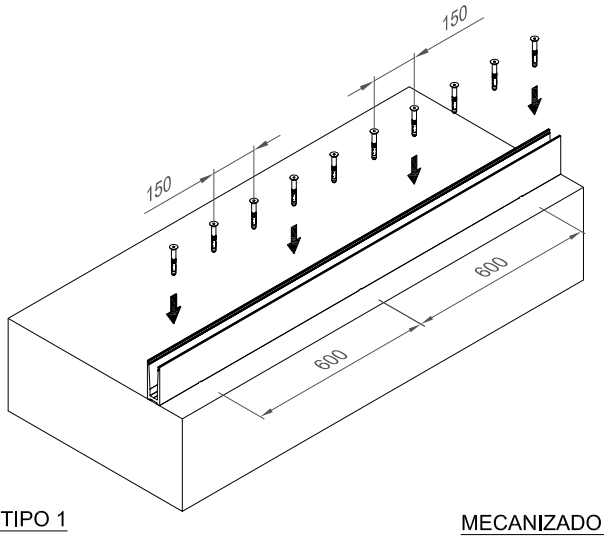

MECANIZADO TIPO 1
ALOJAMIENTO PARA ANCLAJE
SEPARACIÓN: 1 CADA 150 mm

TYPE 1 MACHINING
LODGE FOR ANCHORING
DISTANCE: 1 EVERY 150 mm

MECANIZADO TIPO 2
DRENAJE PERFIL
SEPARACIÓN: 1 CADA 600 mm

TYPE 2 MACHINING
PROFILE DRAINAGE
DISTANCE: 1 EVERY 600 mm



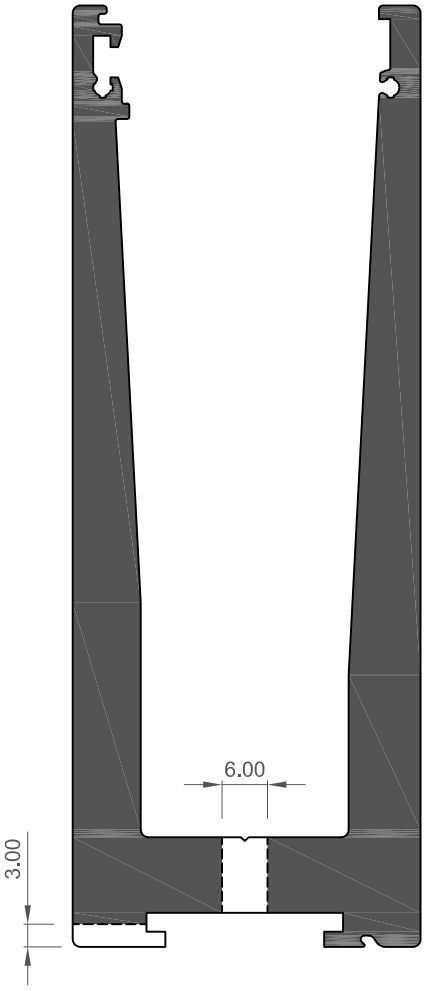

MECANIZADO PERFIL COR-8555 PARA MONTAJE SOBRE FORJADO (VIEW CRYSTAL PLUS)

PROFILE COR-8555 MACHINING FOR ASSEMBLY OVER SLAB (VIEW CRYSTAL PLUS)

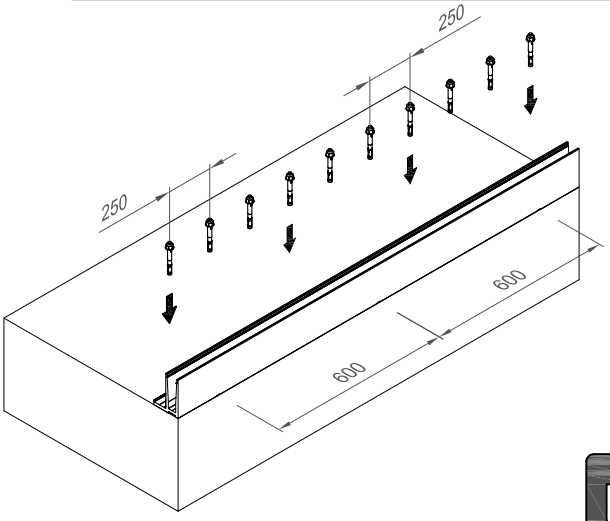

MECANIZADO TIPO 2
DRENAJE PERFIL
SEPARACIÓN: 1 CADA 600 mm

TYPE 2 MACHINING
PROFILE DRAINAGE
DISTANCE: 1 EVERY 600 mm

MECANIZADO TIPO 1
ALOJAMIENTO PARA ANCLAJE
SEPARACIÓN: 1 CADA 250 mm

TYPE 1 MACHINING
LODGE FOR ANCHORING
DISTANCE: 1 EVERY 250 mm

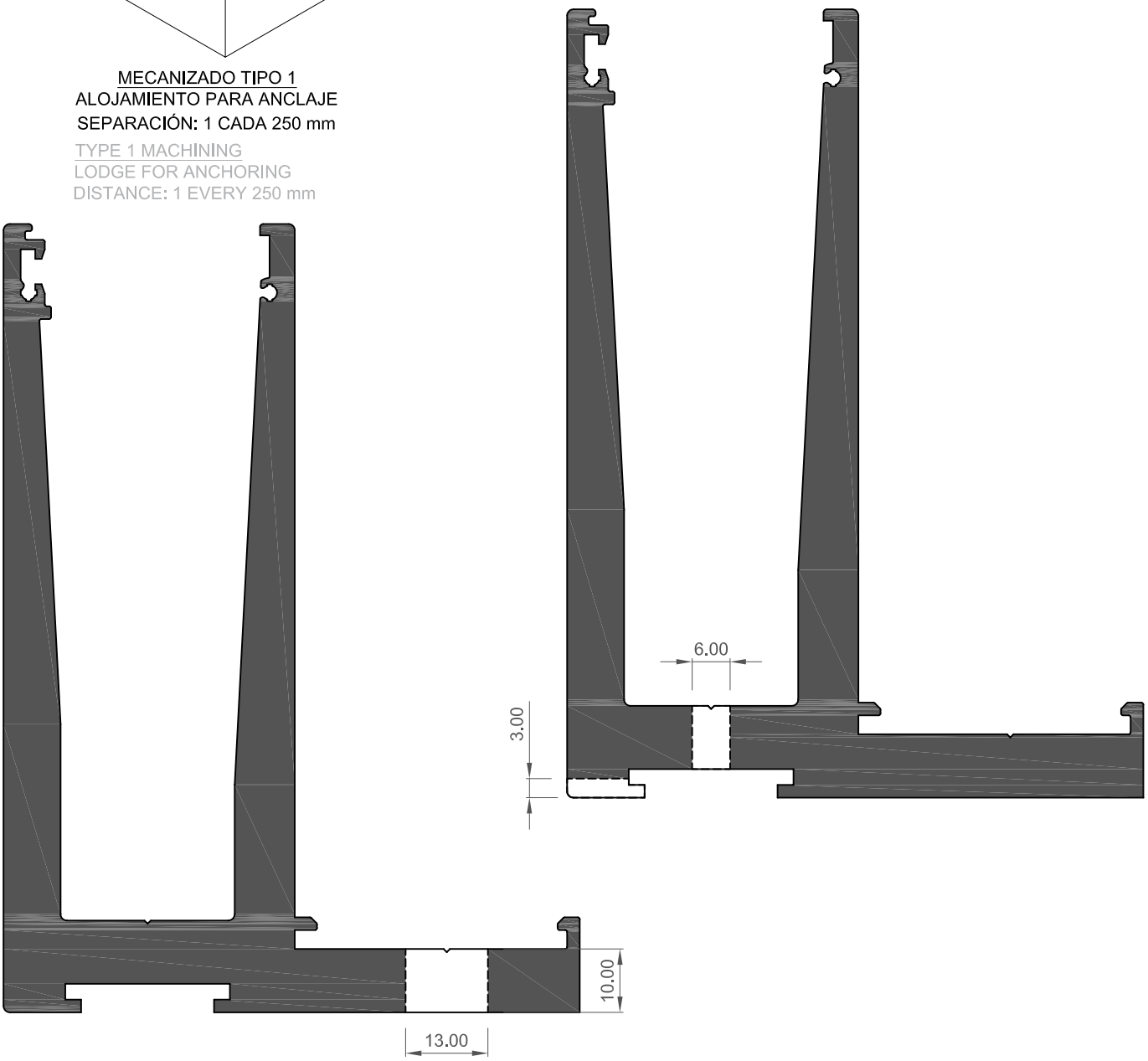

MECANIZADO PERFIL COR-8550 PARA MONTAJE A CANTO DE FORJADO (VIEW CRYSTAL)

PROFILE COR-8550 MACHINING FOR ASSEMBLY ON SLAB EDGE (VIEW CRYSTAL)

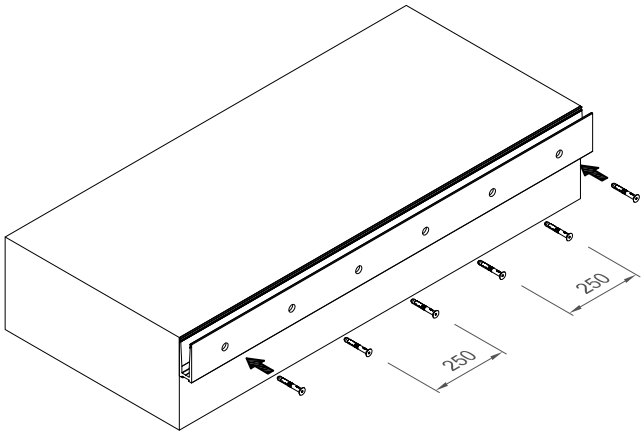

MECANIZADO TIPO 1
ALOJAMIENTO PARA ANCLAJE
SEPARACIÓN: 1 CADA 250 mm

TYPE 1 MACHINING
LODGE FOR ANCHORING
DISTANCE: 1 EVERY 250 mm

MECANIZADO TIPO 2
DRENAJE PERFIL
SEPARACIÓN: 1 CADA 1000 mm

TYPE 2 MACHINING
PROFILE DRAINAGE
DISTANCE: 1 EVERY 1000 mm

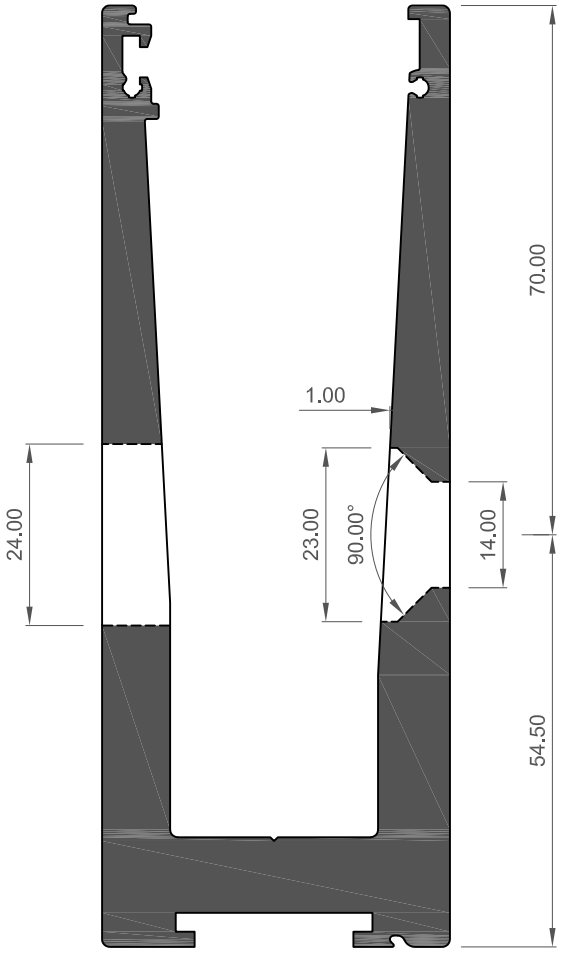

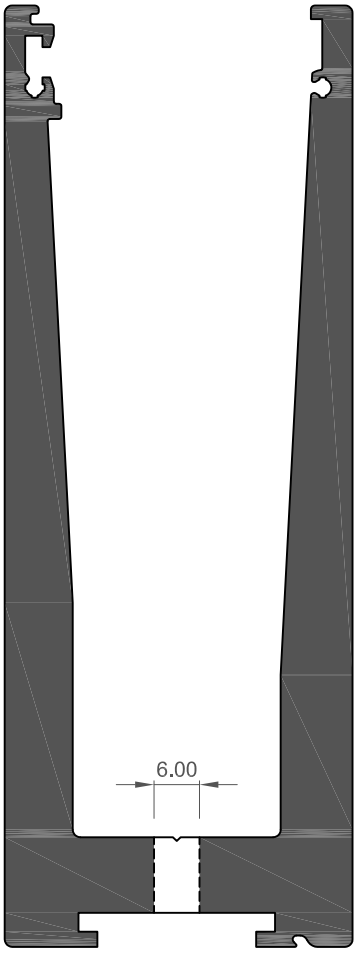

MECANIZADO PERFIL COR-8550 PARA MONTAJE A CANTO DE FORJADO (VIEW CRYSTAL PLUS)

PROFILE COR-8550 MACHINING FOR ASSEMBLY ON SLAB EDGE (VIEW CRYSTAL PLUS)

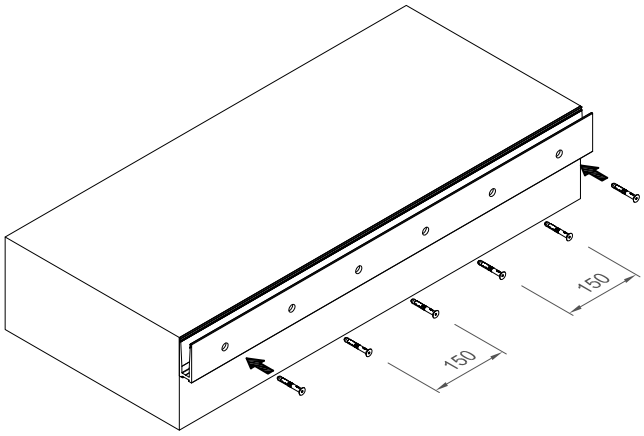

MECANIZADO TIPO 1
ALOJAMIENTO PARA ANCLAJE
SEPARACIÓN: 1 CADA 150 mm

TYPE 1 MACHINING
LODGE FOR ANCHORING
DISTANCE: 1 EVERY 150 mm

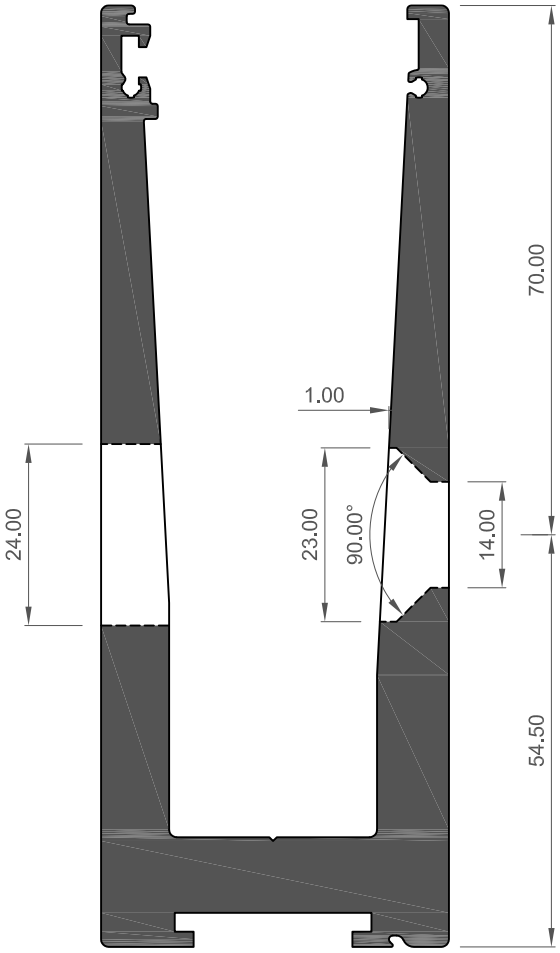

MECANIZADO TIPO 2
DRENAJE PERFIL
SEPARACIÓN: 1 CADA 1000 mm

TYPE 2 MACHINING
PROFILE DRAINAGE
DISTANCE: 1 EVERY 1000 mm

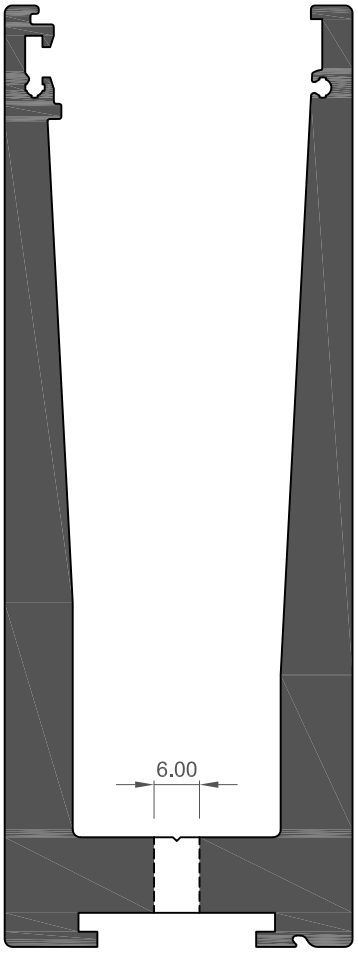

MECANIZADO PERFIL COR-8565 PARA MONTAJE A CANTO DE FORJADO ENRASADA (VIEW CRYSTAL)

PROFILE COR-8565 MACHINING FOR ASSEMBLY FLUSH ON SLAB EDGE (VIEW CRYSTAL)

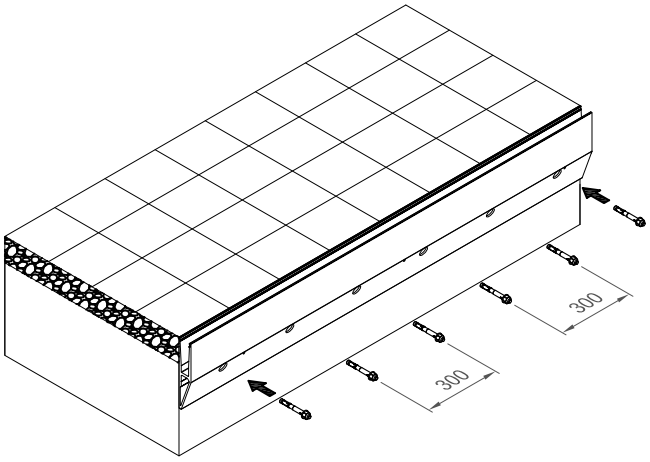

MECANIZADO TIPO 1
ALOJAMIENTO PARA ANCLAJE
SEPARACIÓN: 1 CADA 300 mm

TYPE 1 MACHINING
LODGE FOR ANCHORING
DISTANCE: 1 EVERY 300 mm

MECANIZADO TIPO 2
DRENAJE PERFIL
SEPARACIÓN: 1 CADA 600 mm

TYPE 2 MACHINING
PROFILE DRAINAGE
DISTANCE: 1 EVERY 600 mm

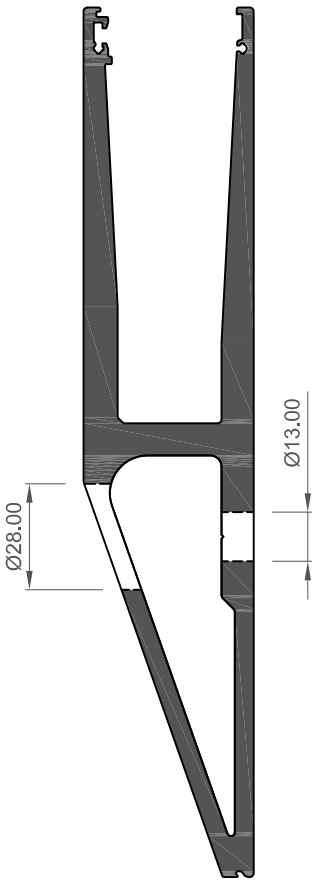

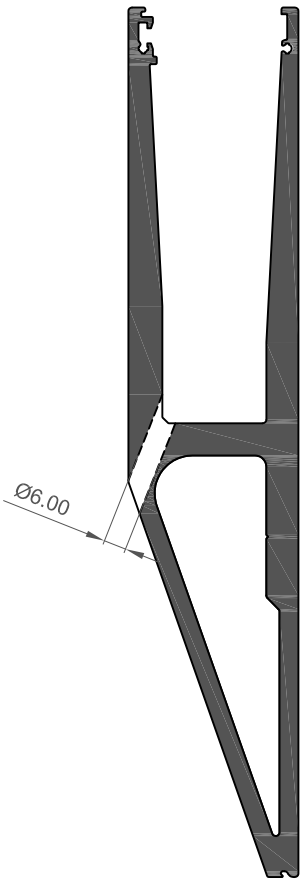

MECANIZADO PERFIL COR-8565 PARA MONTAJE A CANTO DE FORJADO ENRASADA (VIEW CRYSTAL PLUS)

PROFILE COR-8565 MACHINING FOR ASSEMBLY FLUSH ON SLAB EDGE (VIEW CRYSTAL PLUS)

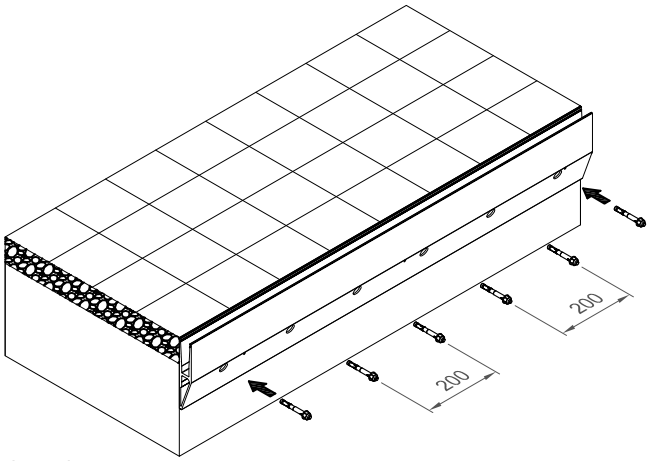

MECANIZADO TIPO 1
ALOJAMIENTO PARA ANCLAJE
SEPARACIÓN: 1 CADA 200 mm

TYPE 1 MACHINING
LODGE FOR ANCHORING
DISTANCE: 1 EVERY 200 mm

MECANIZADO TIPO 2
DRENAJE PERFIL
SEPARACIÓN: 1 CADA 600 mm

TYPE 2 MACHINING
PROFILE DRAINAGE
DISTANCE: 1 EVERY 600 mm

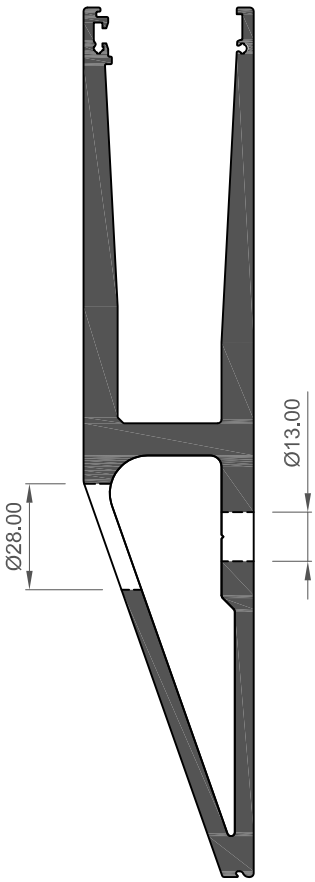

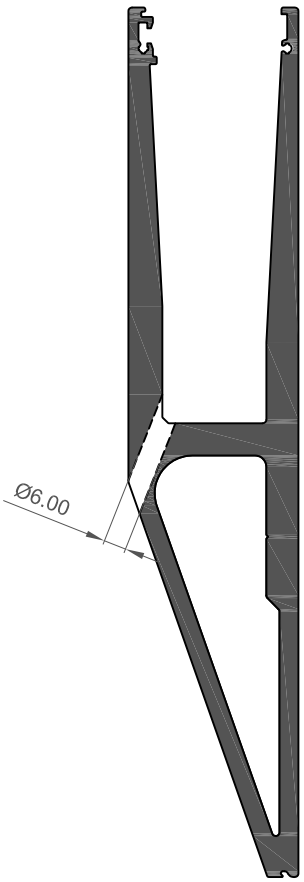

10. RECOMENDACIONES DE MANTENIMIENTO
10. MAINTENANCE RECOMMENDATIONS

IMPORTANTE

CORTIZO SISTEMAS, S.A. se reserva el derecho de modificar o eliminar cualquiera de sus perfiles, accesorios o juntas del sistema sin previo aviso.

CORTIZO SISTEMAS, S.A. no se hace responsable de las posibles erratas tipográficas de este catálogo y recomienda encarecidamente al cliente que, antes de la formalización de cualquier pedido, verifique que las referencias aparecidas en el mismo son las correctas.

IMPORTANT

CORTIZO SISTEMAS, S.A. reserves the right to modify or remove any of its system profiles, accessories or gaskets without prior notification.

CORTIZO SISTEMAS, S.A. will not be responsible for any possible typographical errors in this catalogue and strongly recommends to the client that, before formalising any order, to check that the references that appear in this catalogue are correct.

INTRODUCCIÓN

Los agentes atmosféricos, tanto del entorno urbano como del industrial, así como la suciedad habitual durante la ejecución de las obras, hacen especialmente necesaria la realización de una limpieza y mantenimiento completo, en la fase de puesta de la barandilla, que posteriormente deberá mantenerse regularmente en el tiempo para mantener las cualidades funcionales y estéticas de las barandillas de aluminio.

LIMPIEZA Y MANTENIMIENTO

Elementos que **NO** se deben usar:

- Herramientas afiladas como cuchillo, espátulas, etc.
- Estropajos de acero o esponjas abrasivas.
- Limpiadores agresivos para baños o disoluciones para lacas, pueden ocasionar daños permanentes.

Elementos que **SI** se pueden usar:

- Agua tibia (con un 2% de jabón neutro).
- Esponja suave.
- Bayeta secante
- Papel absorbente.
- Máquinas de limpieza a base de vapor de agua caliente.
- Aspirador (para aspirar el polvo retenido entre la junta y la pared exterior del cerco.

LIMPIEZA DE PERFILES Y VIDRIOS

Empape una esponja (suave), en agua tibia con jabón, frote suavemente los cercos (cara exterior y cara interior) que componen la barandilla y el vidrio. Posteriormente, pase una bayeta absorbente, para retirar los restos de jabón y agua. Finalmente, pase un paño seco (o un papel de cocina), para completar la limpieza y secado.
El agua tibia con jabón, puede ser sustituida por limpieza con vapor.
Se aconseja repetir esta operación mensualmente.

Observaciones finales:

- En zonas próximas a autopistas, línea de mar o zonas industriales, deberá incrementar el mantenimiento de su barandilla.
- Antes de iniciar cualquier obra próxima a una barandilla, deberá proteger esta de la suciedad que la obra pueda originar. Utilice plásticos y cintas protectoras según necesidad.

INTRODUCTION

The atmospheric agents, from urban and industrial environment as well as dirt and dust usually found during the installation phase, it is necessary to carry out appropriate maintenance and cleaning during balustrade site installation. This must also be maintained to keep the functional and aesthetic qualities of the aluminum balustrade.

CLEANING AND MAINTENANCE

The following elements must **NOT** be used:

- Sharp tools such as knives, trowels, etc.
- Steel wool or abrasive sponges.
- Aggressive bath cleaners or solutions for lacquer can cause permanent damage.

The following elements **CAN** be used:

- Warm water (with 2% of mild soap).
- Soft sponge.
- Cleaning cloth.
- Absorbent paper.
- Steam cleaners.
- Vacuum cleaner (to vacuum the dust between the gasket and the outer wall of the frame).

CLEANING OF FRAMES AND GLASS

Drench a sponge (soft) in warm water with soap, rub the frames smoothly (inner and outer side). Afterwards, apply a cleaning cloth, to remove the remainders of soap and water. Finally, apply a dry cloth (or kitchen paper), to complete the cleaning and drying.

Steam cleaning can be applied instead of warm water with soap..

This operation should be repeated monthly.

Concluding observations:

- In areas close to highways, coast line or industrial areas, the maintenance of the balustrade should be increased.
- Before beginning any work close to the balustrade, it should be protected from dirt which can be originated from the site. Use plastics and weatherstripping as required.

CORTIZO

IMPORTANTE
CORTIZO SISTEMAS, S.A. se reserva el derecho a modificar o eliminar cualquiera de sus perfiles, accesorios o juntas del sistema sin previo aviso.
CORTIZO SISTEMAS, S.A. no se hace responsable de las posibles erratas tipográficas de este catálogo y recomienda encarecidamente al cliente que, antes de la formalización de cualquier pedido, verifique que las referencias aparecidas en el mismo son las correctas.
Los descuentos que se incluyen en todos los modelos son orientativos, habiendo sido realizados según los accesorios y juntas que suministra CORTIZO SISTEMAS, S.A. recomienda expresamente que se proceda a una comprobación previa por parte del cliente.

IMPORTANT
CORTIZO SISTEMAS, S.A. reserves the right to modify or remove any of its system profiles, accessories or gaskets without prior notification.
CORTIZO SISTEMAS, S.A. will not be responsible for any possible typographical errors in this catalogue and strongly recommends to the client that, before formalising any order, to check that the references that appear in this catalogue are correct.
The deductions included in every model are only illustrative, done according to the accessories and gaskets provided by CORTIZO SISTEMAS, S.A. specifically recommends the clients to carry out a prior check.

CENTROS PRODUCTIVOS / PRODUCTIVE CENTRES

902 31 31 50 / +34 981 80 42 13 // www.cortizo.com

CENTRO PRODUCTIVO CORTIZO ALUMINIO PADRÓN. SEDE CENTRAL
CORTIZO PADRÓN ALUMINIUM PRODUCTION CENTRE. HEADQUARTERS
Extramundi s/n, 15901 - Padrón (A Coruña - España / Spain)
902 31 31 50 / +34 981 804 213

CENTRO PRODUCTIVO CORTIZO PVC PADRÓN
CORTIZO PVC PADRÓN PRODUCTION CENTRE
La Matanza, s/n 15917 - Padrón (A Coruña - España / Spain)
902 31 31 50 / +34 981 804 213

CENTRO PRODUCTIVO CORTIZO CANARIAS
CORTIZO CANARY ISLAND PRODUCTION CENTRE
Pol. Ind. Granadilla Pac. 8/12 - 38611 - Granadilla de Abona (Santa Cruz de Tenerife - España / Spain)
+34 922 392 532
@ canarias@cortizo.com

CENTRO PRODUCTIVO CORTIZO MANZANARES
CORTIZO MANZANARES PRODUCTION CENTRE
Pol. Ind. Calle D, Parc 20. 13200 - Manzanares (Ciudad Real - España / Spain)
+34 926 647 050
@ manzanares@cortizo.com

CENTRO PRODUCTIVO CORTIZO ESLOVAQUIA
CORTIZO SLOVAKIA PRODUCTION CENTRE
Železnicný rad, 29 968-01 - Nová Baňa
+421 456 855 402
@ cortizo_slovakia@cortizo.com

CENTRO PRODUCTIVO CORTIZO FRANCIA
CORTIZO FRANCE PRODUCTION CENTRE
18 rue de Strasbourg - ZA Anjou Actiparc les 3 routes Ouest
49120 - Chemillé
+33 241 49 88 00
@ administrationcortizo@cortizo.com

CENTRO PRODUCTIVO CORTIZO POLONIA
CORTIZO POLAND PRODUCTION CENTRE
CORTIZO, SP.Z O.O. Geodetów, 97-500 - Radomsko
+48 44 683 55 55
@ systemy.polska@cortizo.com

DELEGACIONES COMERCIALES ESPAÑA / SPAIN COMMERCIAL DELEGATIONS

ÁLAVA
P. I. Galzar
C/ Arrikruz, 46. Apdo. 24
01200 - Salvatierra
945 300 977

ASTURIAS
P. I. Porceyo, 1-12
Camín del Fontán 214
33211 - Porceyo - Gijón
985 169 954

Aluminios Pérez Soto, S.L.
P.I. Roces, 4
C/ Antonio Gaudí Cornet, 2
33211 - Gijón
985 168 744
@ info@perezsoto.com

BALEARES
Maderesa - Mallorca
Cami Vell de Ciutat, 58-B, P.I.
07630 - Campos
971 160 328
@ mallorca@maderesa.net

Maderesa - Menorca
P.I. La Trotxa , P 37
07730 - Alaior
971 379 170
@ menorca@maderesa.net

Maderesa - Ibiza
618 498 435
@ ibiza@maderesa.net

BURGOS
Polígono de Villalonquéjar
C/ Condado de Treviño, 18
09001 - Burgos
947 297 550
@ burgos@cortizo.com

CÁCERES
Aluvisa
Ctra. de Medellín, km 2 izda.
10196 - Cáceres
927 242 373 / 223 630
@ aluvisa@aluvisa.es

CANTABRIA
P.I. Tanos-Viérnoles
C/La Espina, 17 PARC. B2-B3
39315 Torrelavega (Cantabria)
942 83 48 29
@ cantabria@cortizo.com

CIUDAD REAL
P. I. Calle D – Parc. 20
13200 Manzanares
926 644 883

FUERTEVENTURA
P. I. El Matorral. Pol. 3 Nave 32
35610 El Matorral – Antigua
928 160 434

GRAN CANARIA
P. I. Arinaga. Fase I
C/ Las Mimosas, Parc. 117-118
35119 Agüimes
928 188 916

LANZAROTE
C/ Nicolás Estebanes. Nave 3-4.
Barriada de Tenorio
35500 Arrecife - Lanzarote
928 804 112

LEÓN
Ctra. León-Zamora, km. 8,5
24231 – Onzonilla
987 211 507

LLEIDA
P. I. de Cervera
Calle Pla d´urgell, Parc. 7-8
25200 – Cervera
973 533 037

LUGO
P.I. del Ceao
C/ Vidrio, 116. 27290 - Lugo
982 209 616

MADRID
P.I. Regordoño
C/ Regordoño, 10
28936 - Móstoles
91 643 51 00

MÁLAGA
FERNALUM
Parque Empresarial Santa Bárbara
C/ Licurgo, 8 - 29004 Málaga
952 242 428
@ info@fernalum.com

OURENSE
P. I. Barreiros
Crta. Madrid, km 530. Nave 13
32911 - San Cibrao das Viñas
988 247 628

VALENCIA
Industrias Amarro, S.A.
C/ Ciudad de Sevilla, 13
46988 - Paterna
961 340 611
@ compras@amarroperfileria.com

VALLADOLID
Aluminios Hernansanz
C/ Helio 22
P.I. San Cristobal
47012 - Valladolid
983 236 004
@ herca@aluminiosherca.com

ZAMORA
P.I. Morales del Vino
Crta. Salamanca, Km. 3
49190 - Morales del Vino
980 574 047

ZARAGOZA
P.I. Malpica - Alfindén
C/ Chopo, 72
50171 - La Puebla de Alfindén
976 108 346

PANEL COMPOSITE / COMPOSITE PANEL

Alberto Cea
+34 680 393 530
@ composite@cortizo.com

TSAC

TSAC GALICIA
699 664 002
@ tsac1@cortizo.com

TSAC ANDALUCÍA
682 780 014
@ tsac250@cortizo.com

TSAC ASTURIAS, LEÓN, CANTABRIA
608 131 031
@ tsac15@cortizo.com

TSAC MADRID (CAPITAL)
639 205 912
@ tsac2@cortizo.com

TSAC CASTILLA-LA MANCHA, MADRID (PROVINCIA / PROVINCE)
648 801 965
@ tsac21@cortizo.com

TSAC CATALUÑA
699 664 418
@ tsac3@cortizo.com

TSAC ARAGÓN, LA RIOJA, SORIA
648 803 244
@ tsac35@cortizo.com

TSAC COMUNIDAD VALENCIANA, MURCIA
649 028 495
@ tsac4@cortizo.com

TSAC SANTA CRUZ DE TENERIFE
699 667 908
@ tsaccanarias@cortizo.com

TSAC LAS PALMAS
649 286 729
@ tsaclaspalmas@cortizo.com

TSAC PORTUGAL NORTE
TSAC NORTH PORTUGAL
+351 914 399 102
@ tsacportugal@cortizo.com

TSAC PORTUGAL CENTRO-SUR
TSAC CENTRE-SOUTH PORTUGAL
+351 914 399 153
@ tsac65@cortizo.com

TSAC CASTILLA LEÓN, EXTREMADURA
699 668 738
@ tsac7@cortizo.com

TSAC PAÍS VASCO, NAVARRA, BURGOS
649 028 687
@ tsac8@cortizo.com

TSAC ISLAS BALEARES
649 028 495
@ tsacbaleares@cortizo.com

TSAC HUNGRÍA \ HUNGARY
+36 706 792 053
@ tsac5100@cortizo.com

TSAC POLONIA \ POLAND
+48 508 567 736
@ tsac4100@cortizo.com

TSAC REPÚBLICA CHECA Y ESLOVAQUIA
TSAC CZECH REPUBLIC & SLOVAKIA
+421 918 811 177
@ tsac3100@cortizo.com

TSAC RUMANIA \ ROMANIA
+40 757 054 116
@ tsac2100@cortizo.com

DELEGACIONES COMERCIALES INTERNACIONALES / INTERNATIONAL COMMERCIAL DELEGATIONS

ALEMANIA DEL ESTE Y AUSTRIA EAST GERMANY AND AUSTRIA
Miguel A. Piñeiro
+34 606 980 120
@ export@cortizo.com

ARGELIA
ALGELIA
Sarl Alugamme Trading
Zone D. Equipement Alioua Fodil Lot 02-10.
Cheraga - Alger (Algérie)
+213 36 72 94
+213 555 00 67 87
+213 560 926 351
@ sarlalugamme@gmail.com

BALCANES
BALKANS

Croacia Croatia
Branko Orsulic
Dugoselka cesta, 102
10360 Sesvete - Zagreb (Croacia - Croatia)
+38 01 6264107
+38 599 448 69 87
@ comadria@cortizo.com

Eslovenia Slovenia
Hrvoje Brzic
+38 01 6264107
+38 599 448 69 88
@ comadria1@cortizo.com

Croacia, Serbia, Montenegro, Bosnia-Herzegovina, Macedonia y Eslovenia
Croatia, Serbia, Montenegro, Bosnia-Herzegovina, Macedonia & Slovenia

Delegado Perfilería Industrial
Industrial Sales Agent
Srdan Basaric
Vicenta iz kastva, 4
10000 - Zagreb (Croacia - Croatia)
+385 95 9081 294
+385 1 3840 035
@ centraleurope@cortizo.com

BÉLGICA, HOLANDA, ALEMANIA OESTE Y SUIZA
BELGIUM, NETHERLANDS, WEST GERMANY AND SWITZERLAND
Didier Hanssens
Av. du Cyclotron, 6
B-1348 Louvain-la-Neuve. Bélgica
+32 496 50 11 64
@ dh@hanssens-alusteel.com

DINAMARCA Y NORUEGA
DENMARK AND NORWAY
Nicholas V. Schönbucher
Delken 42, DK - 6000 Kolding
+45 20 521 918
@ denmark@cortizo.com

ESLOVAQUIA Y REPÚBLICA CHECA
SLOVAKIA AND CZECH REPUBLIC

Delegado Sistemas Arquitectura - Eslovaquia
Architecture Systems Sales Agent - Slovakia
Bohuš Gordan
Železničný rad, 29. 968 01 – Nová Baňa.
Slowakei
+421 456 855 402
@ sales_mngt_slovakia@cortizo.com
@ systemy.slovensko@cortizo.com

Zona Moravia (República Checa)
Moravia Area (Czech Republic)
Miroslav Zvalo
+420 773 502 644
@ cesko@cortizo.com

Zona Bohemia (República Checa)
Bohemia Area (Czech Republic)
Alucad Bohemia
Rohoznice 104. Lázne Bohdanec
+420 469 631 113
@ info@alucad.cz

Delegado Perfilería Industrial
Industrial Sales Agent
Julian Mihalik
Železničný rad, 29. 968 01 – Nová Baňa.
Slovakia
+421 262 250 226
+421 902 535 545
@ sales_slovakia@cortizo.com

FINLANDIA
FINLAND
Eduard Maandi
+35 850 341 8000
@ finland@cortizo.com

FRANCIA NORTE
NORTHERN FRANCE
Stéphane Hemmer
66 Avenue H. Barbusse.
94240 L´Hay les Roses
+34 669 376 981
@ francianorte@cortizo.com

FRANCIA SURESTE
SOUTHEAST FRANCE
Jesús Zafrilla
Impasse des Charmilles. 26100 Romans sur Isère
+33 964 298 923
+33 607 767 698
@ cortizo@zafrilla.eu

FRANCIA SUROESTE
SOUTHWEST FRANCE
David PAUL
+33 (0) 624 801 321
@ dpaul@cortizo.com

GRAN BRETAÑA
GREAT BRITAIN
Alan Grady
Quedgeley West Bus Park
Gloucester GL2 4PA
+44 1 452 723 300
@ sales@visionprofiles.co.uk

HUNGRÍA
HUNGARY

Delegado Sistemas Arquitectura
Architecture Systems Sales Agent
Erno Fabry
Železničný rad, 29. 968 01 – Nová Baňa.
Slovakia
+421 456 855 402
@ muszakiosztaly@cortizo.com

Delegado Perfilería Industrial
Industrial Sales Agent
Bódis Mikulás
Železničný rad, 29. 968 01 – Nová Baňa.
Slovakia
+421 949 302 693
+36 309 372 804
@ huncor@azet.sk

PAÍSES BÁLTICOS: Estonia, Letonia y Lituania
BALTIC STATES: Estonia, Latvia and Lithuania

Robertas Peleckis
+370 652 778 88
@ baltic@cortizo.com

PERÚ
PERU
Sistemas Sotomex S.L.
+51 94 3676 007
@ emilio@perezsoto.com

POLONIA
POLAND

Delegado Sistemas Arquitectura
Architecture Systems Sales Agent
Arkadiusz Berlinski
+48 44 683 55 55
@ dyrekcja.polska@cortizo.com

Delegado Perfilería Industrial
Industrial Sales Agent
Artur Skerczynski
Ul. Wolodyjowskiego, 23. 05 092 Lomianki
+48 227 517 425
+48 603 250 090
@ polska@cortizo.com

PORTUGAL
PORTUGAL

Zona Vila do Conde
Vila do Conde Area

Delegado Sistemas Arquitectura
Architecture Systems Sales Agent
Ramón Carou Tubío
Zona Industrial de Varziela
Rua nº 8, lotes 30-31
4480 Fajozes – Vila do Conde
+351 252 637 598
+351 914 399 113
@ dptotecnico.viladoconde@cortizo.com

Delegado Perfilería Industrial
Industrial Sales Agent
Juan Carlos Tarrío
+351 914 399 116
@ comercialportugal@cortizo.com

Zona Gaia
Gaia Area
Maria & Marina, Aluminios e componentes
Travessa do Agro, 46
4410-384 Arconzelo - Vila Nova de Gaia
+351 227 622 275 / 76
@ geral@mariamarina.com

Zona Rio Maior
Rio Maior Area

Delegado Sistemas Arquitectura
Architecture Systems Sales Agent
José Santos
Parque de Negócios de Rio Maior,
Rua E - Lote 10
2040-357 Rio Maior
+351 243 909 430
+351 914 399 150
@ riomaior@cortizo.com

RUMANÍA
ROMANIA

Zona Timisoara
Timisoara Area
Dan Tudor
Calea Buziasului, nr. 11
300714, Timisoara
+40 356-111053
@ timisoara@cortizo.com

Zona Cluj-Napoca
Cluj-Napoca Area
Cosmin Paunescu
Strada Oasului, Nr. 27
400264 Cluj-Napoca
+40 364 113 047
+40 745 025 551
@ cluj@cortizo.com

Zona Bacau
Bacau Area
Dan Ratoi
Calea Republicii, Nr. 159
600303, Bacau
+40 234 585 318
+40 742 023 400
@ bacau@cortizo.com

Zona Bucarest
Bucharest Area
Gabriel Savu
Strada Ithaca Nr. 526
Comuna Bolintin Deal, Judeţul Giurgiu
CP 087015 Rumanía / Romania
+40 246 708 108
+40 749 238 794
@ bucuresti@cortizo.com

Delegado Perfilería Industrial
Industrial Sales Agent
Florin Antonio Sudrijan
Piata Traian Nr 5. 555600 Ocna Sibuilui
+40 0726 550 537
+40 0744 281 197
@ romaniacortizo@cortizo.com

SUECIA
SWEDEN
Pasko Saric
Jungfrudansen 26, S-17165 Solna.
Schweden
+46 (0)841 069 001
+46 (0) 707 336 011
@ scandinavia@cortizo.com

TURQUÍA, GEORGIA, AZERBAIYÁN, IRÁN, TURKMENISTAN, KAZAKHSTAN
TURKEY, GEORGIA, AZERBAIJAN, IRAN, TURKMENISTAN, KAZAKHSTAN

CORAL METAL
Barbaros Mah. Mor Sümbül Sok. Varyap
Maridian Business I Blok No:26-27
34746 Ataşehir / Estanbul (TURQUÍA)
+90 216 504 33 22
@ info@coralmetal.com.tr

Altınpark Mah. Karpuzlu 1 Cad. No:19
06160 Siteler Altındağ / Ankara (TURQUÍA)
+90 312 349 26 52
@ info@coralmetal.com.tr

UCRANIA
UKRAINE
Pavlo Opalko
Pryrichna Str. B 29, Fl 18. 04213 Kyiv
+38 098 540 38 72
@ ukraine@cortizo.com

CORTIZOCENTER

Ordenador/Computer / Tablet / Smartphone

DISPONIBLE PARA TODOS LOS SISTEMAS OPERATIVOS

AVAILABLE FOR ALL OPERATING SYSTEMS

CATÁLOGOS
Visualización y descarga
CATALOGUES
Display and download

VALORACIONES
Presupuestación online
QUOTATIONS
Online valuations

TARIFARIO
Listado de precios
TARIFFS
Price list

FICHAS TÉCNICAS
Perfiles y accesorios
TECHNICAL REPORTS
Profiles and accessories

MARCADO CE
Gestión de documentación
CE MARKING
Documentation management

CORTIZO LAB
Cálculos, ensayos y clasificaciones
CORTIZO LAB
Calculations, tests and qualifications

PRODUCTOS
Información técnica de sistemas
PRODUCTS
Systems technical information

CORTIZO SOFTWARE
Información para el usuario
CORTIZO SOFTWARE
User information

NOVEDADES
Últimos desarrollos I+D+i
LATEST NEWS
R&D latest developments

DESCARGAS
Documentación técnica y publicitaria
DOWNLOADS
Technical and commercial documentation

www.cortizocenter.com